

TRANSVERSE EM FIELDS IN A DETUNED X-BAND ACCELERATING STRUCTURE*

S. A. Heifets, S. A. Kheifets, and B. Woo
Stanford Linear Accelerator Center, Stanford University, Stanford, CA 94309 USA

Abstract

Results are presented of a study of the dipole EM fields in detuned accelerating sections excited by a pointlike bunch. The transverse coupling impedance, the kick factors, and the wake functions are found.

The detuned accelerating structure^{[1][2]} has been designed to decrease the transverse wake field. Here we present the results of a study of the deflecting dipole fields for the structure excited by a pointlike charge using the computer code PROGON^[3]. The code is based on the field-matching technique for the frequency harmonics of the EM traveling waves. The geometry of the considered section—built out of 204 cells—can be found in Ref. 3. For each coupled-cell mode, including the trapped ones, the EM fields, the group velocity, and the stored energy are calculated. The computer time needed to calculate these quantities for the 204 cell structure (a cell is a cavity and an iris) is approximately 15 minutes on the IBM RISC 6000 workstation. The calculations take into account 16 space harmonics in the cavity region and 30 space harmonics in the iris region. Using the calculated EM fields of the structure, we calculate the transverse impedance, kick factors, and the transverse wake function. The results are matched quite well with the previous results^{[4][5][6]} based on the field-matching technique.

Figure 1 shows a comparison of the dispersion curves for the dipole passbands obtained in our calculations (symbols) with the program TRANSVRS (solid lines for the first and dashed lines for the second dipole passbands, respectively). The dispersion curves are calculated for a periodic structure corresponding to the parameters of the three cells taken at the beginning, in the center, and at the end of the structure. The three cases are labeled by the symbols C, D, and E, respectively. The radii of the iris and the cavity were measured in cm: C) 0.5250 and 1.112; D) 0.4625 and 1.083; and E) 0.4000 and 1.058. The results of our code are shown by full circles for the structure C, diamonds for the structure D, and squares for the cell-type E. Results of the code URMEL are shown with open circles.

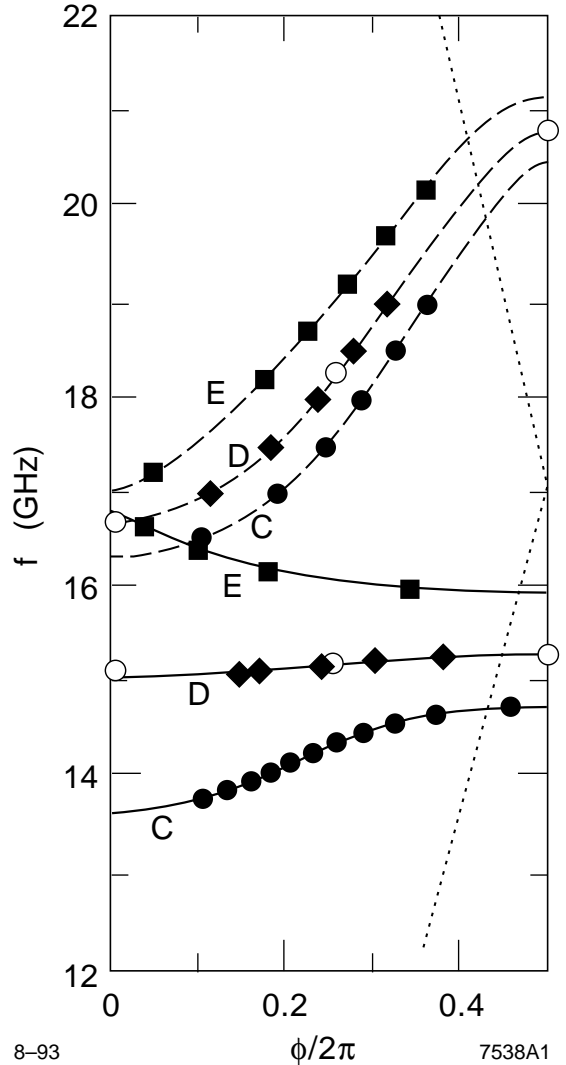


Figure 1. Comparison of dispersion curves for the dipole passbands.

Figure 2 depicts the real part of the impedance (in arbitrary units) calculated by integrating the field of each cell of the detuned structure at the frequencies shown at the top of the plot. The impedance is plotted versus the cell number. Results illustrate the mode trapping.

* Work supported by Department of Energy contract DE-AC03-76SF00515.

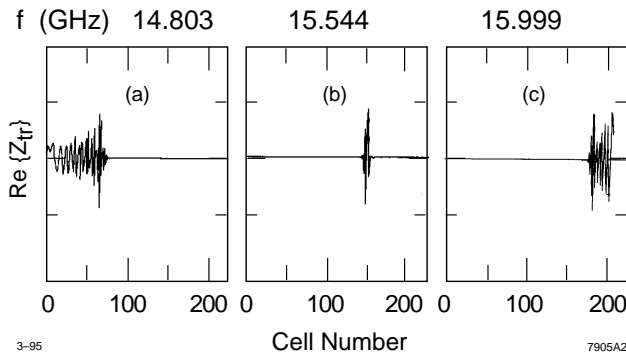


Figure 2. The real part of the impedance.

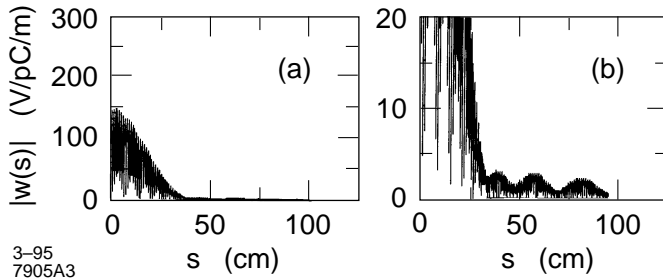


Figure 3. Absolute value of the short-range wake functions.

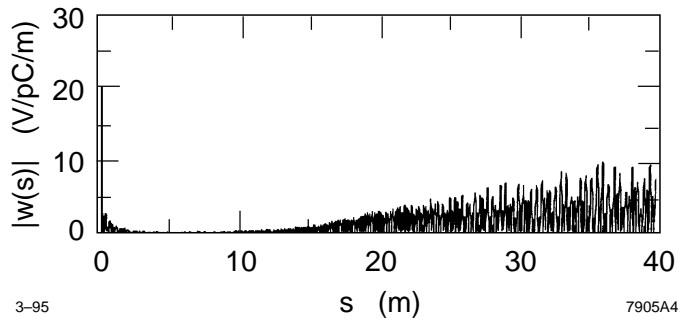


Figure 4. Absolute value of the long-range wake functions.

Figures 3 and 4 show the absolute value of the short-range and the long-range wake functions, respectively, calculated by direct integration of the EM field of the structure. The deflecting field, acting on a bunch travelling at the distance of about 40 cm behind the leading bunch, is reduced by a factor of 100, as has been found in Ref. 3.

Analysis of the different methods of calculation of the kick factors, propagation of the rf pulse in the detuned structure, and other results may be found in publications^{[7][8]}.

REFERENCES

1. J.W. Wang, B.W. Littmann, Design Study on Qausi-Constant Gradient Accelerating Structure, SLAC Report AP-32, 1991.
2. K.L.F. Bane, R.L. Gluckstern, The Transverse Wakefield of a Detuned X-band Structure, SLAC-PUB-5783, 1992.
3. S.A. Heifets, S.A. Kheifets, Longitudinal EM fields in an Aperiodic Structures, SLAC-PUB-6124, 1992.
4. H.G. Beyer, et al., "Modal Field Matching in Tapered Multicell Structures," *Proc. XVth Intern. Conf. on High Energy Accel.*, Hamburg, Germany, July, 1992. *Int. J. Mod. Phys. A.* (World Scientific, Singapore) pp. 845–847.
5. U. van Rienen, "High Order Mode Analysis of Tapered Disc-Loaded Waveguides using the M₀de Matching Technique," *Part. Accel.* 41, 1993, pp. 173–201.
6. W. Bruns, "Beam Coupling Impedance of Axial Symmetric Structures," Technische Universitaet Berlin, private communication, 1993.
7. S. A. Heifets, S. A. Kheifets, B. Woo, "Transverse Electromagnetic Fields in a Detuned X-band Accelerating Structure," SLAC-PUB-6336, 1993.
8. S. A. Heifets, S. A. Kheifets, "RF pulse Transmission through an Accelerating Section," SLAC Note AAS-74, 1992.