

RECENT RESULTS FROM THE STUDY OF EMITTANCE EVOLUTION AT MICE

V. Blackmore, C. Hunt*, Imperial College London, London, UK
W. B. Liu, Institute of High Energy Physics, CAS, Beijing, China
on behalf of the MICE Collaboration

Abstract

The Muon Ionization Cooling Experiment (MICE) has measured the evolution of emittance due to ionization energy loss. Muons were focused onto an absorber using a large aperture solenoid. Lithium-hydride and liquid hydrogen-absorbers have been studied. Diagnostic devices were placed upstream and downstream of the focus, enabling the phase-space coordinates of individual muons to be reconstructed. By observing the properties of ensembles of muons, the change in beam emittance was measured. Data taken during 2016 and 2017 are currently under study to evaluate the change in emittance due to the absorber for muon beams with various initial emittance, momenta, and settings of the magnetic lattice. The current status and the most recent results of these analyses will be presented.

INTRODUCTION

Low emittance stored muon beams have been proposed as the source of neutrinos at a neutrino factory [1, 2] or as the means to deliver multi-TeV lepton-antilepton collisions at a muon collider [3]. The muons at such a facility originate from the decay of pions and occupy a large volume in phase space (emittance). This must be reduced (cooled) to fit within the acceptance of a storage ring or accelerating structure. The short muon lifetime prohibits existing cooling techniques such as synchrotron or stochastic cooling. Ionisation cooling is the only viable method that can act within the short muon lifetime to reduce phase space volume of a muon beam.

Ionisation cooling occurs when a muon beam passes through an absorber material and ionises atomic electrons, losing both transverse and longitudinal momentum. This reduces the volume in phase space occupied by the beam, and thus reduces the beam emittance. Concurrently, multiple Coulomb scattering within the absorber increases the angular divergence of the beam, increasing the emittance. The interplay of emittance reduction, due to energy loss by ionisation, and emittance growth, through multiple Coulomb scattering, results in a change in normalised RMS emittance, ε_{\perp} , over a distance, dz , given by [4],

$$\frac{d\varepsilon_{\perp}}{dz} \approx -\frac{\varepsilon_{\perp}}{\beta^2 E_{\mu}} \left(\frac{dE}{dz} \right) + \frac{\beta_{\perp} (13.6 \text{ MeV}/c)^2}{2\beta^3 E_{\mu} m_{\mu} X_0} \quad (1)$$

where β_{\perp} is the transverse optical Twiss function, βc , E_{μ} , and m_{μ} are a particle's velocity, energy, and mass respectively, and X_0 is radiation length of the absorber material.

Maximum emittance reduction is achieved by using absorbers with large radiation lengths such as liquid hydrogen or lithium hydride.

THE MUON IONISATION COOLING EXPERIMENT

The Muon Ionisation Cooling Experiment (MICE) [5] consists of a transfer line that transports particles from the ISIS synchrotron at the Rutherford Appleton Laboratory, UK, to a segment of a cooling lattice. The beam is transported through PID detectors using conventional quadrupole magnets, then by large-aperture superconducting solenoids through the cooling channel operated at up to 3 T. At the centre of the cooling lattice is an absorber material. The beam is measured before and after the absorber in the constant 3 T field of the up- and down- stream spectrometer solenoid modules using scintillating fibre trackers. A schematic drawing of MICE is shown in Fig. 1.

MICE has measured the passage of individual muons through an empty channel, 21 litres of liquid hydrogen contained within an aluminium vessel, and a 65 mm solid lithium hydride disc. These measurements were made with the same magnetic optical configuration to evaluate phase space evolution across a cooling cell and compare the cooling performance of liquid hydrogen and lithium hydride. Individual particle trajectories are measured as they cross the experiment and are assembled offline into analysable particle ensembles. These ensembles consist of particles with: 1) an upstream Time-of-Flight consistent with a muon, 2) a measured total momentum, p , in the range 135–145 MeV/c, 3) a single, good quality track in the upstream tracking detector, and 4) a measured momentum in the upstream tracking detector consistent with the Time-of-Flight. The current status of the analysis of the measured ensembles is presented here.

EMITTANCE EVOLUTION

The measured components of transverse phase space, x , y , p_x , p_y are compared to those of a Monte Carlo simulation, that includes the response of instrumentation, in Fig. 2. The reconstructed data (black, circles) and the reconstructed simulation (filled histogram) show good agreement. Distributions of x , y , p_x , p_y are shown (left) up- and (right) downstream of the liquid hydrogen absorber.

The ensemble's covariance matrix, Σ_{\perp} , is calculated from the measured transverse quantities as,

* Christopher.hunt08@imperial.ac.uk

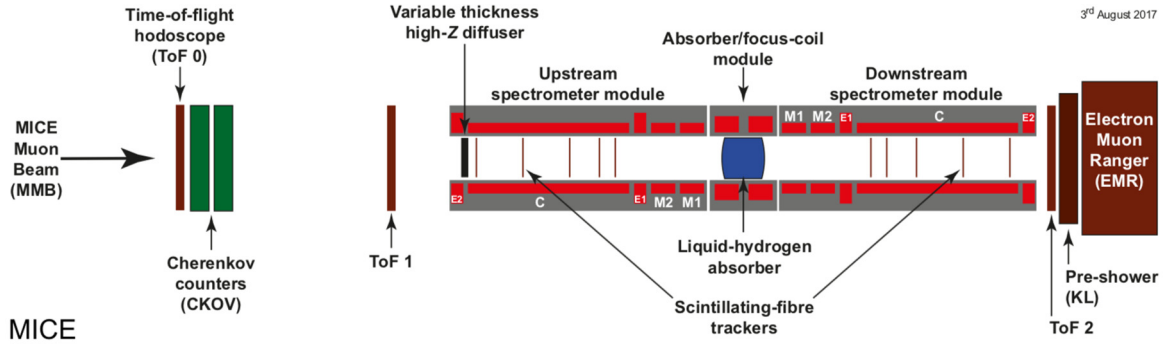


Figure 1: The instrumentation of MICE. Single muons cross two Time-of-Flight detectors and Cherenkov detectors, then enter the solenoidal field of the MICE magnetic lattice. The muon's position and momentum is measured in the upstream solenoid module using a scintillating fibre tracker. The muon then crosses an absorber, losing momentum, and is re-measured in the downstream solenoid module with a scintillating fibre tracker. The muon is instrumented on its exit with Time-of-Flight, Kloe-lite and Electron-Muon Ranger detectors.

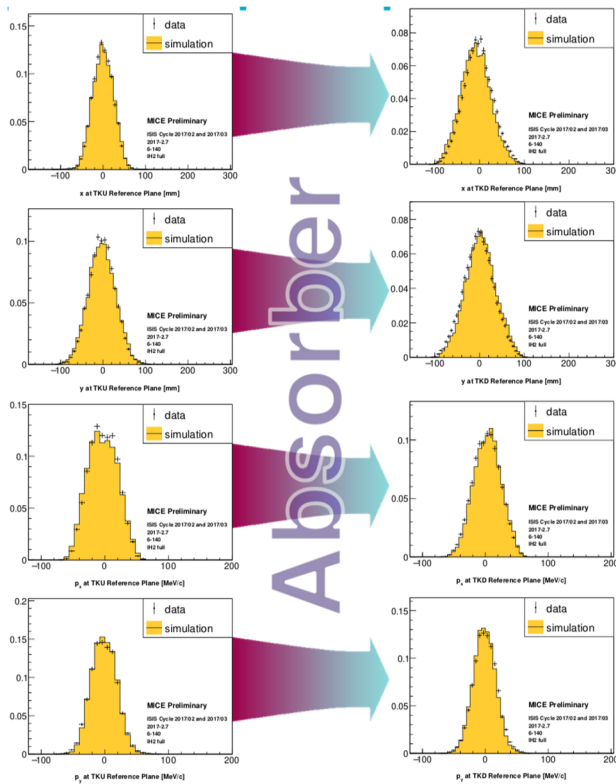


Figure 2: The position and momentum components of individual muons are measured before and after crossing an absorber (LiH or Liquid Hydrogen) by a scintillating fibre tracker immersed in a 3T uniform field. Reconstructed data (black, circles) compare well with reconstructed Monte Carlo simulations (filled histogram).

$$\Sigma_{4D} = \begin{pmatrix} \sigma_{x,x} & \sigma_{x,p_x} & \sigma_{x,y} & \sigma_{x,p_y} \\ \sigma_{x,p_x} & \sigma_{p_x,p_x} & \sigma_{y,p_x} & \sigma_{p_x,p_y} \\ \sigma_{x,y} & \sigma_{y,p_x} & \sigma_{y,y} & \sigma_{y,p_y} \\ \sigma_{x,p_y} & \sigma_{p_x,p_y} & \sigma_{y,p_y} & \sigma_{p_y,p_y} \end{pmatrix}, \quad (2)$$

and the transverse RMS emittance is,

$$\varepsilon_N = \frac{1}{m_\mu} \sqrt[4]{\det|\Sigma_{4D}|}. \quad (3)$$

The transverse amplitude, A_\perp , of a particle with respect to the ensemble is,

$$A_\perp = \varepsilon_N (\mathbf{v} - \boldsymbol{\mu})^T \Sigma_{4D}^{-1} (\mathbf{v} - \boldsymbol{\mu}), \quad (4)$$

where \mathbf{v} is the phase space vector of the particle, $\mathbf{v} = (x, p_x, y, p_y)$, and $\boldsymbol{\mu} = (\langle x \rangle, \langle p_x \rangle, \langle y \rangle, \langle p_y \rangle)$ is the beam centroid. An ensemble of muons with large emittance, consists of a large spread of particle amplitudes, whereas an ensemble with small emittance has a more particles occupying lower amplitudes.

Data were taken with the same magnetic configuration and beamline settings, with $\beta_\perp \approx 660$ mm at the absorber. Measurements were made of the particles that crossed the experiment up- and down-stream of the absorbers. As the magnetic field was the same in each data set the empty channel measurements enable observation of optical aberrations and will be used to cross-check for other systematic effects. Additionally in the case where Liouville's theorem holds true, such as for an empty channel, emittance should be conserved between the up- and downstream reference surfaces of the tracking detectors.

The amplitude of particles measured up- and downstream in each case (empty channel, liquid hydrogen, lithium hydride) were calculated according to Eq. 4. These amplitudes were binned in 5 mm increments, from $0 \leq A_\perp \leq 60$ mm. In order to prevent sensitivity to tail effects, the covariance matrix is recalculated excluding all higher-amplitude particles for each amplitude bin. The number of muons within each amplitude bin in the upstream and downstream samples was calculated. An increase in the number of low-amplitude particles downstream implies an increase in density of the beam core, or a lower emittance.

The cumulative transverse amplitude was calculated for each use case (empty channel, liquid hydrogen, lithium hydride) and the ratio of the number of muons in the down-stream to up-stream samples was taken as

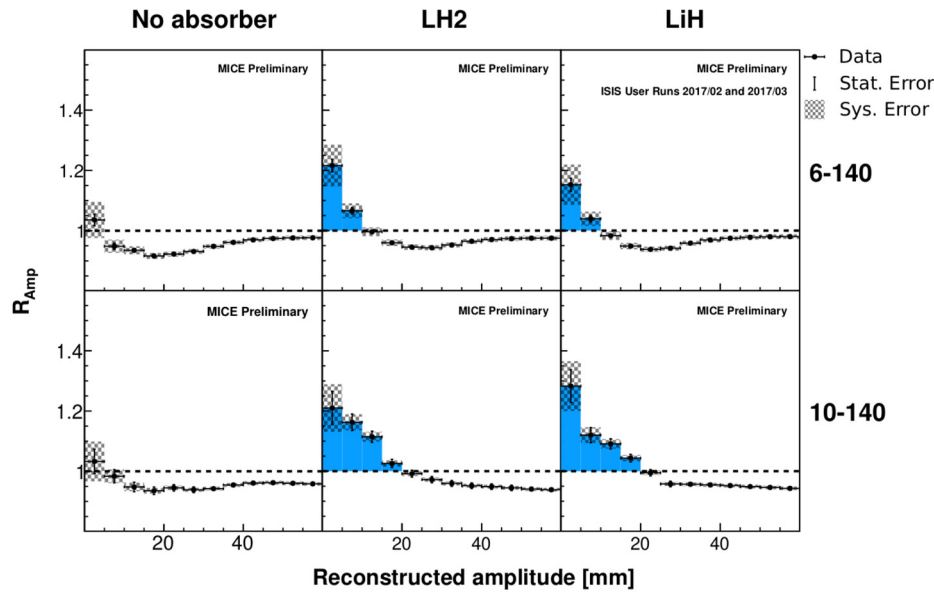


Figure 3: The ratio, R_{Amp} , of the downstream and upstream samples for (left) an empty channel, (middle) liquid hydrogen, and (right) lithium hydride. The ratios are shown for two input beam line settings, with a nominal momentum of $p = 140$ MeV/c and nominal emittance of 6 (top), and 10 mm (bottom). Cooling is seen where $R_{Amp} > 1$. Statistical uncertainties are given as bars, systematic uncertainties (grey) are under study.

$$R_{Amp} = \frac{N_{downstream}}{N_{upstream}}, \quad (5)$$

where N is the number of muons with amplitude equal to or less the amplitude under consideration. Figure 3 shows the variation of this ratio with increasing amplitude, encompassing increasing amounts of the ensemble, for the empty channel, liquid hydrogen, and lithium hydride absorbers. Two different input beams are also shown, with a nominal $\epsilon_{\perp, upstream} \approx 6$ and 10 mm. If the ensemble is cooled, the ratio $R_{Amp} > 1$ in the lowest amplitude bins, as is seen in both liquid hydrogen and lithium hydride absorbers. No cooling is seen in the empty channel ensemble.

CONCLUSION

MICE has measured a reduction in the transverse amplitude of muons crossing liquid hydrogen and lithium hydride absorbers. Particles observed with large transverse amplitude upstream of the absorber material migrate to lower amplitude areas after crossing the absorber. No emittance reduction is seen with the same optical field configuration but without an absorber in place. The Monte Carlo simulation is representative of the transverse distributions of the ensemble. Further analysis is in progress, including a robust estimate of systematic uncertainties due to field non-uniformity and other sources. Additional analyses are underway to study the equilibrium emittance of each absorber material, and the dependence

of Eq. 1 on momentum and the value of β_{\perp} at the absorber.

ACKNOWLEDGEMENTS

MICE has been made possible by grants from funding agencies from ten participating countries. We acknowledge the support of the staff of the STFC Rutherford Appleton and Daresbury Laboratories, and the use of Grid computing resources deployed and operated by GridPP in the U.K., <http://www.gridpp.ac.uk/>. The author acknowledges the support from China-US collaboration fund on High-Energy Physics jointly by CAS and IHEP.

REFERENCES

- [1] S. Choubeyetal *et al.*, “International Design Study for the Neutrino Factory”, *Interim Design Report*, <http://arxiv.org/abs/arXiv:1112.2853>
- [2] S. Geer *et al.*, “Neutrino beams from muon storage rings: Characteristics and physics potential”, *Phys. Rev. D*, vol. 57, pp. 6989-6997, 1998, doi:10.1103/PhysRevD.57.6989
- [3] R. B. Palmer *et al.*, “Muon Colliders”, *Rev. Accel. Sci. Tech.*, vol. 7, pp. 137–159, 2014.
- [4] R. C. Fernow and J. C. Gallardo, “Muon transverse ionization cooling: Stochastic approach”, *Phys. Rev. E*, vol. 52, p. 1039, 1995.
- [5] MICE Collaboration, MICE: *An International Muon Ionization Cooling Experiment*, <http://mice.iit.edu/micenotes/public/pdf/MICE0021/MICE0021.pdf>