

Designing Fixed Field Accelerators from their Orbits

Thomas Planche




Contents

- 1 Objective
- 2 Linear Motion Hamiltonian
- 3 Cyclotron Examples
- 4 Non-Isochronous Examples


Ingredients

Circular closed orbit $r(\theta) = a$



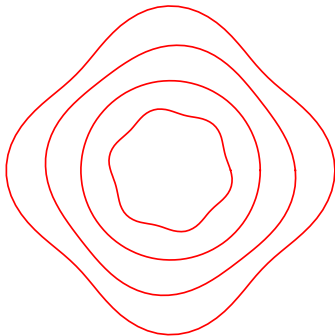
Ingredients

General closed orbit (Fourier series) $r(\theta) = \sum_{i=0}^{\infty} C_i \cos(i(\theta + \phi_i))$



Ingredients

Continuum of closed orbits: $r(\theta, a) = a \sum_{i=0}^{\infty} C_i(a) \cos(i(\theta + \phi_i(a)))$



a is the average radius of the orbit.

Must assume some relation between orbit scale and momentum:

$$P(\textcolor{red}{a})$$

Objective

Given $r(\theta, a)$ and $P(a)$, calculate the transverse tunes:

$$\nu_r(a)$$

$$\nu_z(a)$$

Linear Motion around Closed orbit [Courant and Snyder, 1958]

ANNALS OF PHYSICS: **3**, 1–48 (1958)

Theory of the Alternating-Gradient Synchrotron^{*†}

E. D. COURANT AND H. S. SNYDER

Brookhaven National Laboratory, Upton, New York

The equations of motion of the particles in a synchrotron in which the field gradient index

$$n = -(r/B)\partial B/\partial r$$

varies along the equilibrium orbit are examined on the basis of the linear

Linear Motion around Closed orbit [Courant and Snyder, 1958]

The equations of motion are derived from the Hamiltonian

$$H = eV + c[m^2c^2 + (\mathbf{p} - e\mathbf{A})^2]^{1/2}, \quad (\text{B9})$$

where V and \mathbf{A} are the scalar and vector potentials of the electromagnetic field. In terms of the new variables this equals

$$H = eV + c \left\{ m^2c^2 + \frac{1}{(1 + \Omega r)^2} [p_s - eA_s + \omega z(p_x - eA_x) - \omega r(p_z - eA_z)]^2 + (p_x - eA_x)^2 + (p_z - eA_z)^2 \right\}^{1/2}, \quad (\text{B10})$$

...

The linearized equations of motion are obtained by expanding G as a power series in x, p_x, z, p_z and retaining only terms up to the second order. We consider a static magnetic field, so that $V = 0$ and \mathbf{A} is independent of time. We may choose a gauge such that the power series expansions of the components of \mathbf{A} are in the form

$$\begin{aligned} A_s &= ax + bz + cx^2 + dxz + cz^2 + \dots, \\ A_x &= -fz + \dots, \\ A_z &= fx + \dots. \end{aligned} \quad (\text{B15})$$

Linear Motion Hamiltonian

Frenet-Serret coordinates (x, y, s) :

$$(\nabla \times \mathbf{A})(0, 0, s) = \begin{pmatrix} 0 \\ B_0(s) \\ 0 \end{pmatrix},$$

where $B_0(s) = B(0, 0, s)$. The vector potential should also satisfy the absence of source along the orbit, which is:

$$(\nabla \times \nabla \times \mathbf{A})(0, 0, s) = \mathbf{0}.$$

Linear Motion Hamiltonian

Following Courant and Snyder we find a suitable polynomial expansion:

$$\begin{aligned}A_x &= 0, \\A_y &= \frac{\partial B(s)}{\partial s} xy, \\A_s &= -\frac{B(s)}{2\rho(s)} (x^2(1 + n(s)) + y^2 n(s)) - xB(s),\end{aligned}$$

where $n = -\frac{\rho}{B_0} \frac{\partial B}{\partial x} \Big|_{x=y=0}$

Linear Motion Hamiltonian

Which leads after a canonical transformation $(t, -E) \rightarrow (z, \Delta P)$ using the generating function: $F_2(t, \Delta P) = \left(\frac{s}{\beta c} - t\right) (E_0 + \beta c \Delta P)$

$$h(x, p_x, y, p_y, z, \Delta P; s) = \frac{x^2}{2} \frac{1-n}{\rho^2} + \frac{y^2}{2} \frac{n}{\rho^2} + \frac{p_x^2}{2} + \frac{p_y^2}{2} - \frac{p_z x}{\rho} + \frac{p_z^2}{2\gamma^2}$$

where:

$$\rho = \frac{P}{qB_0},$$

$$n = -\frac{\rho}{B_0} \left. \frac{\partial B}{\partial x} \right|_{x=y=0},$$

$$p_x = P_x / P,$$

$$p_y = P_y / P,$$

$$p_z = \Delta P / P,$$

$$h = H / P,$$

and γ is the Lorentz factor

Linear Motion Hamiltonian

$$h = \frac{x^2}{2} \frac{1-n}{\rho^2} + \frac{y^2}{2} \frac{n}{\rho^2} + \frac{p_x^2}{2} + \frac{p_y^2}{2} - \frac{p_z x}{\rho} + \frac{p_z^2}{2\gamma^2}$$

Linear Motion Hamiltonian

$$h = \frac{x^2}{2} \frac{1 - n}{\rho^2} + \frac{y^2}{2} \frac{n}{\rho^2} + \frac{p_x^2}{2} + \frac{p_y^2}{2} - \frac{p_z x}{\rho} + \frac{p_z^2}{2\gamma^2}$$

ρ , γ , and n from geometry

Remember:

$$r(\theta, a) = a \sum_{i=0}^{\infty} C_i(a) \cos(i(\theta + \phi_i(a)))$$

From this we get:

$$\rho(a, \theta) = \frac{\left(r^2 + \left(\frac{\partial r}{\partial \theta}\right)^2\right)^{3/2}}{r^2 + 2\left(\frac{\partial r}{\partial \theta}\right)^2 - r\frac{\partial^2 r}{\partial \theta^2}}$$

see en.wikipedia.org/wiki/Curvature

ρ , γ , and n from geometry

$\gamma(a)$ is up to you. . .

Isochronous cyclotron: $\beta = \frac{\mathcal{L}(a)}{r_\infty}$

with $\mathcal{L}(a) = \int_0^{2\pi} \sqrt{r^2 + \left(\frac{\partial r}{\partial \theta}\right)^2} d\theta$

and of course: $\gamma = \frac{1}{\sqrt{1-\beta^2}}$.

ρ , γ , and n from geometry

$\gamma(a)$ is up to you. . .

Later in this presentation I will also use: $P(a) = P_0 \left(\frac{a}{a_0} \right)^{k+1}$

ρ , γ , and \mathcal{N} from geometry

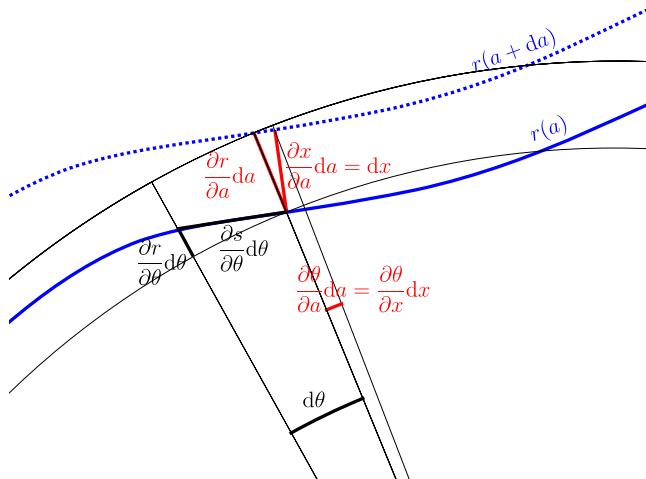
Chain $\rho = \frac{P}{qB_0}$ and chain rule:

$$n = -\frac{q\rho^2}{P} \frac{\partial B}{\partial x} = \frac{\partial \rho}{\partial x} - \frac{\rho}{P} \frac{\partial P}{\partial x},$$

$$\frac{\partial \rho}{\partial x} = \frac{\partial \rho}{\partial a} \frac{\partial a}{\partial x} + \frac{\partial \rho}{\partial \theta} \frac{\partial \theta}{\partial x} = \frac{1}{r} \left(\frac{\partial \rho}{\partial a} \frac{\frac{ds}{d\theta}}{\frac{\partial r}{\partial a}} - \frac{\partial \rho}{\partial \theta} \frac{\frac{\partial r}{\partial \theta}}{\frac{ds}{d\theta}} \right),$$

$$\frac{\partial P}{\partial x} = \frac{d\beta}{da} \frac{mc}{r(1-\beta^2)^{3/2}} \frac{\frac{ds}{d\theta}}{\frac{\partial r}{\partial a}}.$$

ρ , γ , and \mathcal{N} from geometry



Note that $\frac{\partial r}{\partial a} > 0$ for orbits to not cross over.

\mathcal{V}_r , and \mathcal{V}_z [Meade, 1971]

Infinitesimal matrix (terms are first derivatives of the Hamiltonian):

$$\mathbf{F} = \begin{pmatrix} 0 & 1 & 0 & 0 & 0 & 0 \\ \frac{n(s)-1}{\rho(s)^2} & 0 & 0 & 0 & 0 & \frac{1}{\rho(s)} \\ 0 & 0 & 0 & 1 & 0 & 0 \\ 0 & 0 & -\frac{n(s)}{\rho(s)^2} & 0 & 0 & 0 \\ -\frac{1}{\rho(s)} & 0 & 0 & 0 & 0 & \frac{1}{\gamma^2} \\ 0 & 0 & 0 & 0 & 0 & 0 \end{pmatrix}$$

Now that we know ρ , γ , and n , tunes are calculated by integrating:

$$\frac{d\mathbf{X}}{d\theta} = \mathbf{X}' \frac{ds}{d\theta} = \mathbf{F}\mathbf{X} \frac{ds}{d\theta}$$

over one period for two different sets of initial transverse state vectors:

$$\mathbf{X} = (1, 0, 1, 0, 0, 0)^T \text{ and } \mathbf{X} = (0, 1, 0, 1, 0, 0)^T.$$

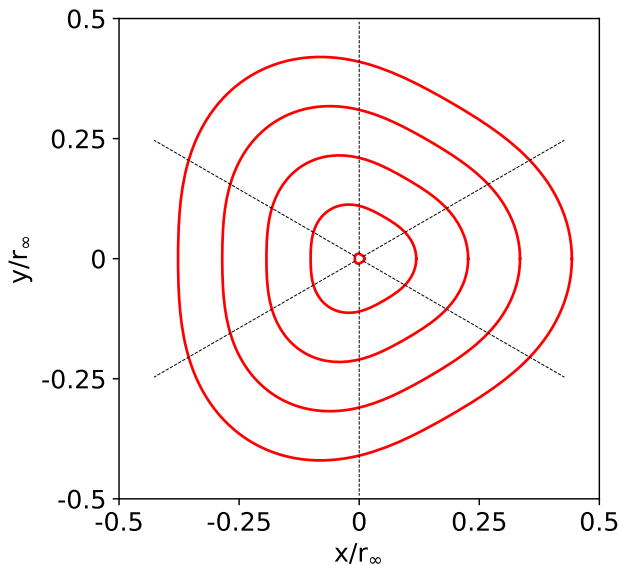
Example: Gordon's Cyclotron [Gordon, 1968]

Soft-edge version, with only 2 Fourier Harmonics:

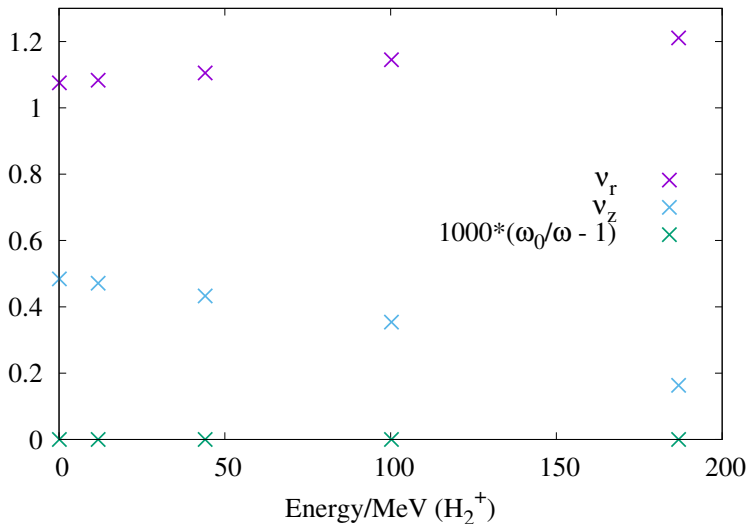
$$r(a, \theta) = a (1 + C \cos (N\theta))$$

I choose the number of sectors $N = 3$.

Example: Gordon's Cyclotron [Gordon, 1968]



Example: Gordon's Cyclotron [Gordon, 1968]

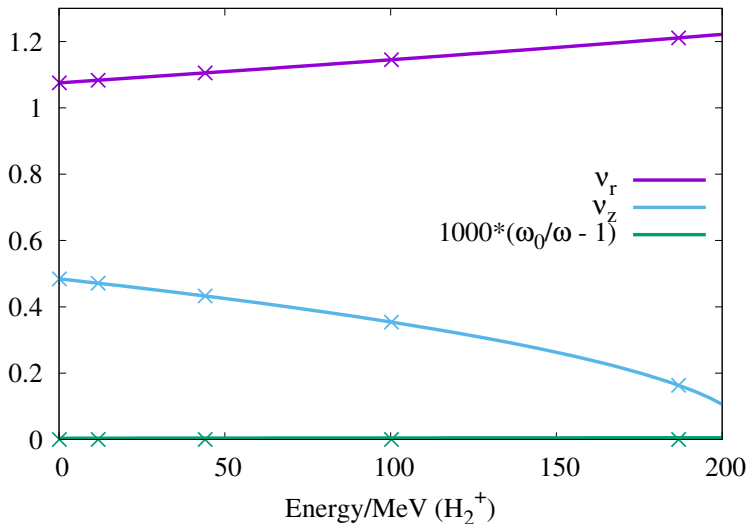


Verification: CYCLOPS

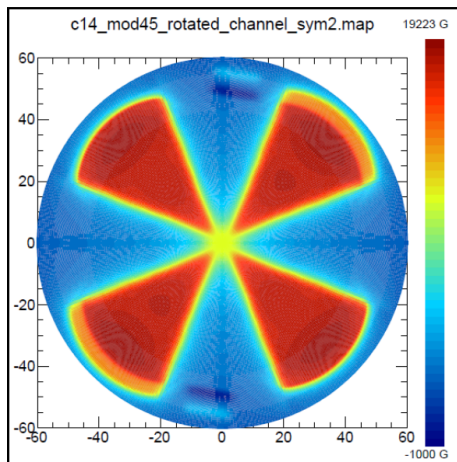
Polar field map:

$$B(r, \theta) = \frac{\beta(a(r, \theta))}{\sqrt{1 - \beta^2(a(r, \theta))}} \frac{m}{q\rho(a(r, \theta), \theta)}$$

Verification: CYCLOPS



Central Orbit: Circular!

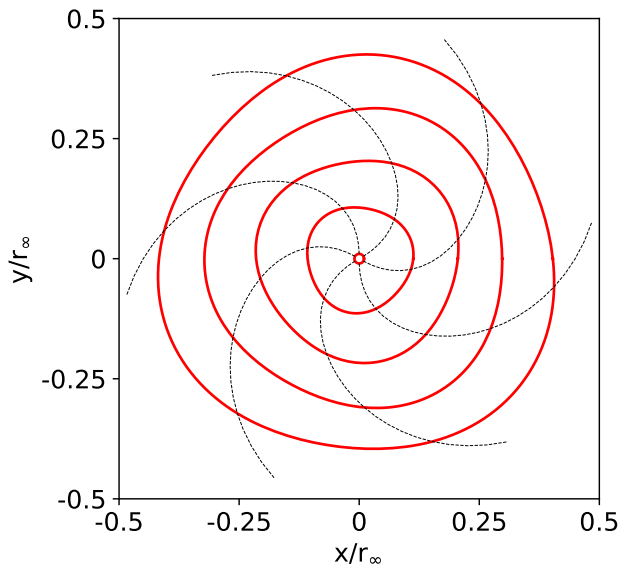


Courtesy of Wiel Kleeven, IBA, see talk THD03 in this conference.

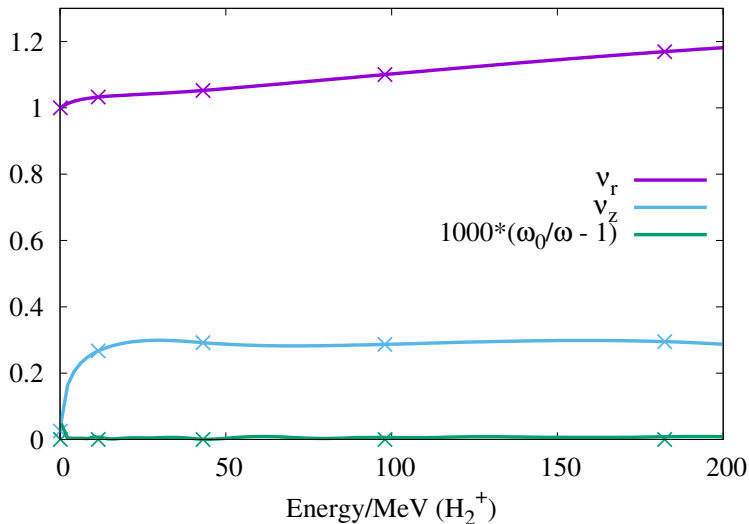
Example: Spiral Sector Cyclotron

$$r(a, \theta) = a \left(1 + C(a) \cos \left(N(\theta - \phi(a)) \right) \right)$$

Example: Spiral Sector Cyclotron



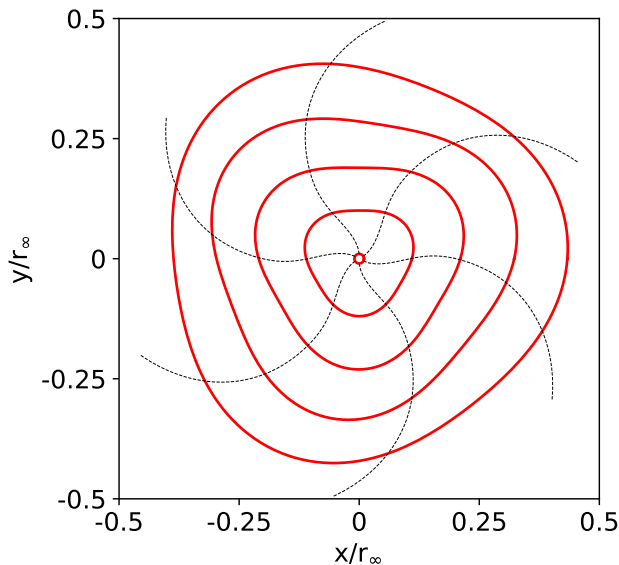
Example: Spiral Sector Cyclotron



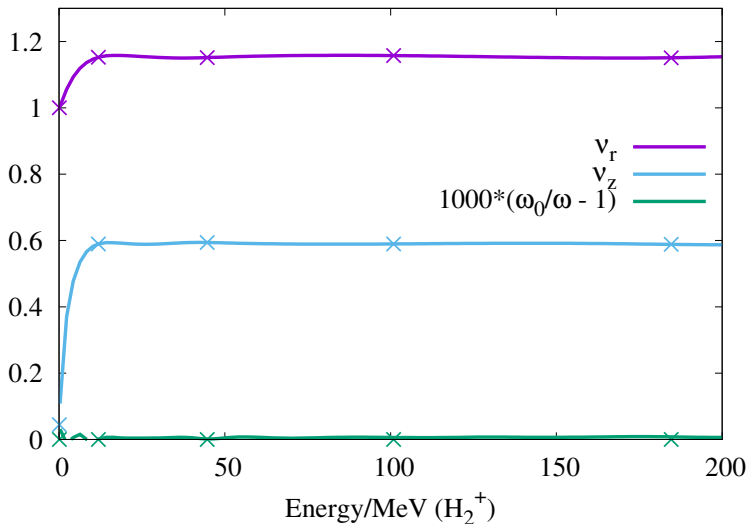
Example: Flat Tunes Cyclotron

$$r(a, \theta) = a \left(1 + C(a) \cos \left(N(\theta - \phi(a)) \right) \right)$$

Example: Flat Tunes Cyclotron



Example: Flat Tunes Cyclotron

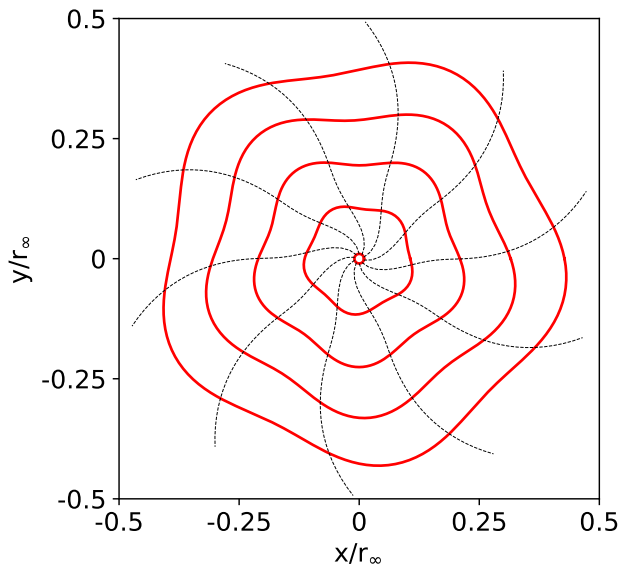


Example: 5 Sector Cyclotron

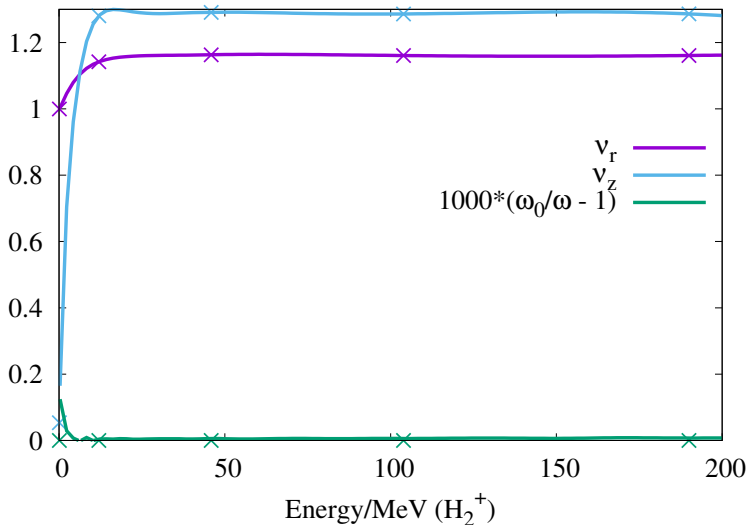
$$r(a, \theta) = a \left(1 + C(a) \cos \left(N(\theta - \phi(a)) \right) \right)$$

with $N = 5$

Example: 5 Sector Cyclotron



Example: 5 Sector Cyclotron

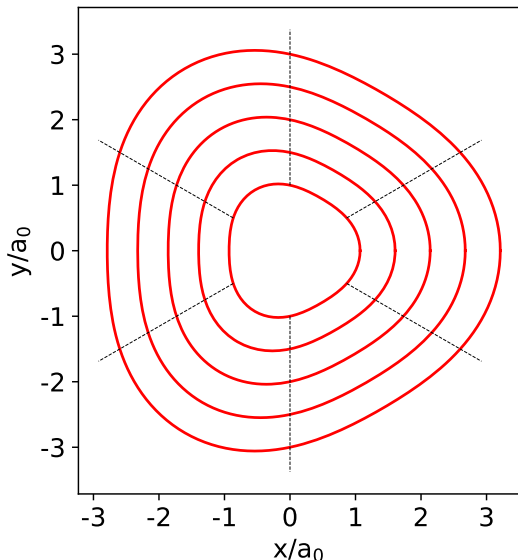


Example: Radial Sector Synchro-Cyclotron

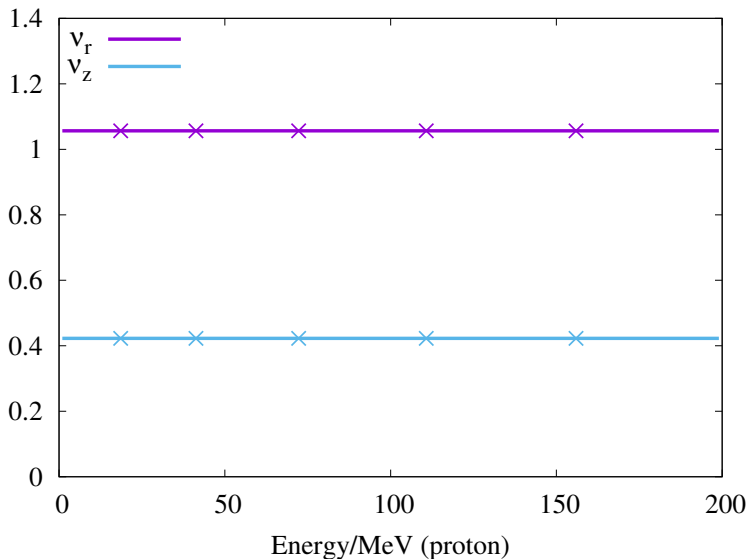
$$P(a) = P_0 \frac{a}{a_0}$$

$$r(a, \theta) = a \left(1 + C \cos(N\theta) \right)$$

Example: Radial Sector Synchro-Cyclotron



Example: Radial Sector Synchro-Cyclotron

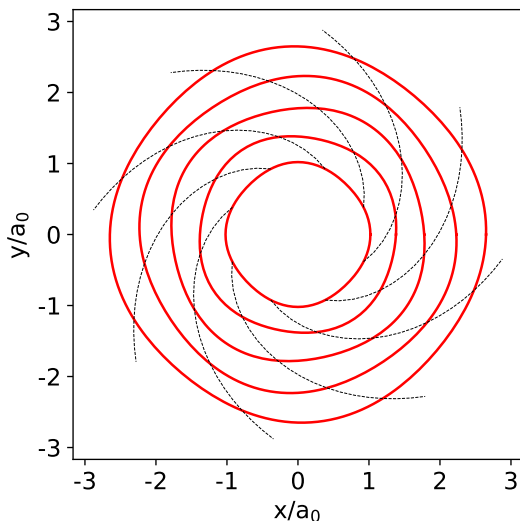


Example: Scaling FFA (Synchro-Cyclotron)

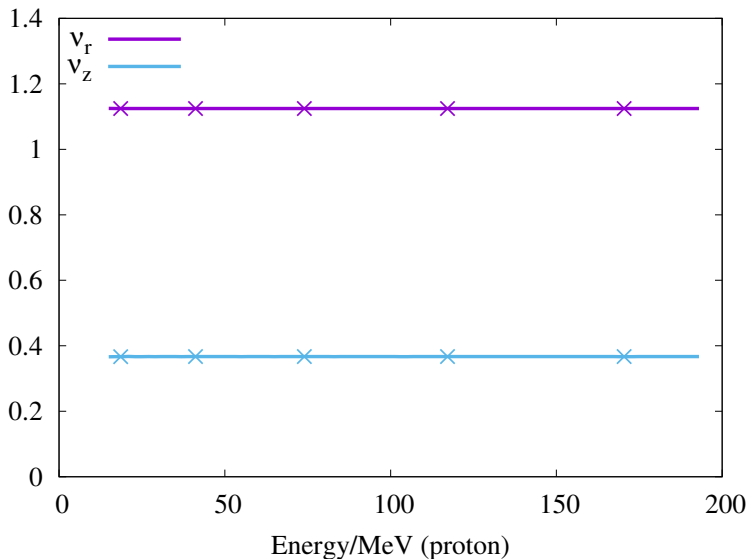
$$P(a) = P_0 \left(\frac{a}{a_0} \right)^{k+1}$$

$$r(a, \theta) = a \left(1 + C \cos \left(N\theta + N \tan(\zeta) \ln \left(\frac{a}{a_0} \right) \right) \right)$$

Example: Scaling FFA (Synchro-Cyclotron)



Example: Scaling FFA (Synchro-Cyclotron)



Conclusion:

- Test ideas: generate isochronous field maps in no time
- Parameterize a ring using only a few orbits: optimize
- New approach to cyclotron design?
- It's not obvious how to arrange the steel to get the desired field; may be impossible. . .

Conclusion: Teaching Tool?

U.S. Particle Accelerator School Education in Beam Physics and Accelerator Technology

Lecture: Cyclotron Beam Dynamics

When: June 15-19, 2020

Lecturers: Rick Baartman and me

<https://uspas.fnal.gov/programs/2020/stonybrook/courses/cyclotrons-beam-dynamics.shtml>

Bibliography



Courant, E. and Snyder, H. (1958).

Theory of the alternating-gradient synchrotron.

Annals of Physics, 3(1):1 – 48.



Gordon, M. (1968).

Orbit properties of the isochronous cyclotron ring with radial sectors.

Annals of Physics, 50(3):571–597.



Meade, C. (1971).

Changes to the main magnet code.

Technical Report TRI-DN-70-54-Addendum4, TRIUMF.