

Acceleration of Heavy Ions generated by ECR and EBIS

R.Becker, Goethe-Universität, Frankfurt, Germany

O. Kester, NSCL, MSU, USA



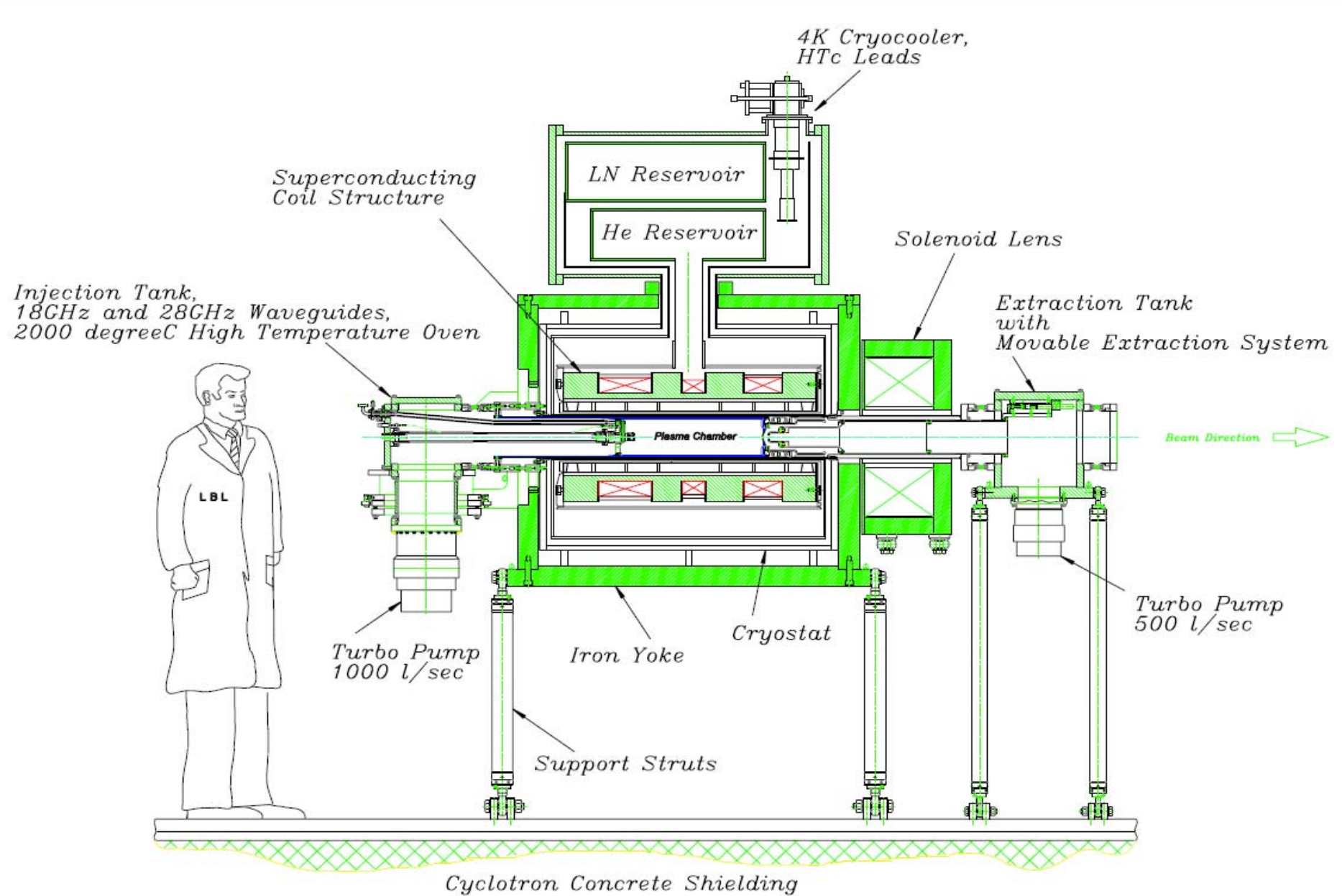
OUTLINE

Ion production in ECR and EBIS is governed by the same collision physics, however with different weights:

- 1) Stepwise electron impact ionization for producing highly charged ions
- 2) Charge exchange limits the highest charge states
- 3) Radiative Recombination (RR) asks for highest electron energies
- 4) Ion heating by small angle elastic Coulomb collisions raises emittances
- 5) ion-ion-cooling (gas mixing) improves high charge state performance

The magnetic emittance requires careful design of the LEBT, especially for ECRs.





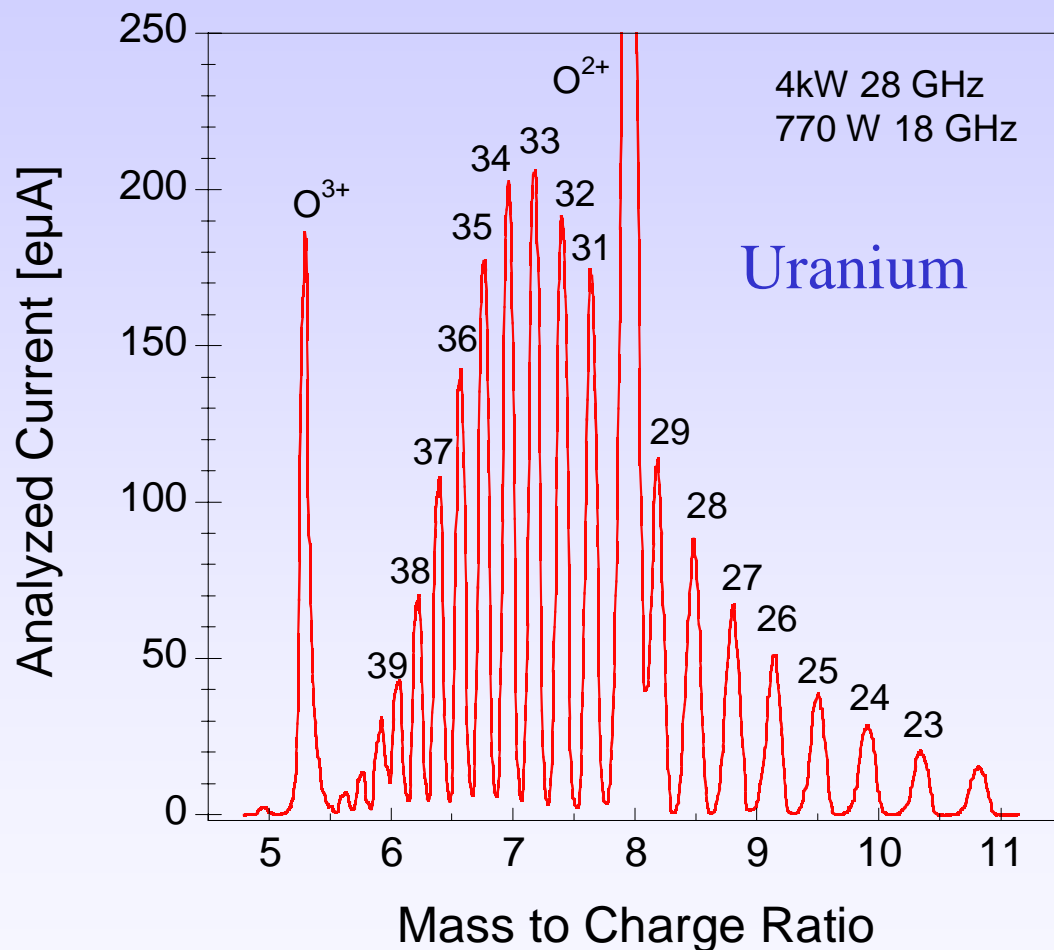
Daniela Leitner et al.



Recent Results with VENUS in comparison
with other high performance sources
SECRAL: IMP, Lanzhou, Zhao et al.
GTS: Grenoble, Hitz et al.

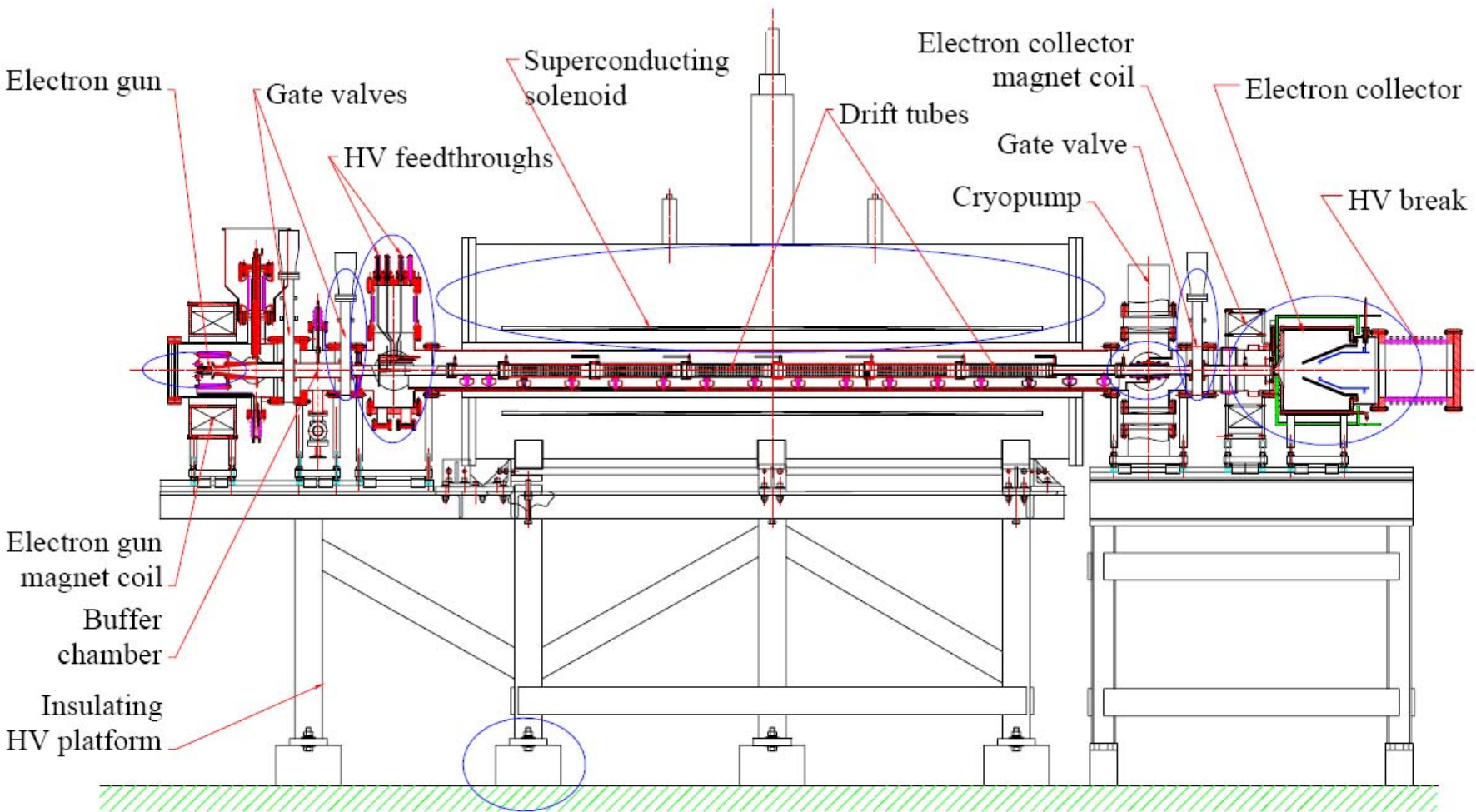
Venus results

		VENUS	SECRAL ^[3,8]	GTS ^[11]
f(GHz)		28 or 18 +28	18	18
¹⁶ O	6+	2850	2300	1950
	7+	850	810	
⁴⁰ Ar	12+	860	510	380
	14+	514	270	174
	16+	270	73	50
	17+	36	8.5	4.2
	18+	1		
¹²⁹ Xe	28+	222		120
	29+	168		*
	30+	116	101	60
	31+	86	68	40
	34+	41	21	8
	37+	12	5	
	38+	7	2.4	
	42+	.4		
²³⁸ U	33+	205		
	34+	202		
	35+	175		
	47+	5		
	50+	1.9		



Daniela Leitner et al.

example: RHIC EBIS test setup



E. Beebe et al.

Oliver Kester. CB06. 22.-24.05.06. Darmstadt. Germany



example: RHIC EBIS test setup



	Achieved	RHIC
Ion	Au^{32+}	Au^{32+}
I_e	10 A	10 A (20)
J_e	$\sim 575 \text{ A/cm}^2$	575 A/cm^2
$t_{\text{confinement}}$	35 ms	35 ms
L_{trap}	0.7 m	1.5 m
Capacity	0.51×10^{12}	1.1×10^{12}
Au neutralization	70%*	50%
% in desired Q	20%	20%
Extracted charge	55 nC	85 nC
Ions/pulse	$1.5 \times 10^9 (\text{Au}^{32+})^*$	$3.3 \times 10^9 (\text{Au}^{32+})$
Pulse width	10-20 μs	10-40 μs

B field of test EBIS solenoid: 5 T
B field of RHIC EBIS solenoid: 6 T

E. Beebe et al.

Oliver Kester. CB06. 22.-24.05.06. Darmstadt. Germany



Charge balance

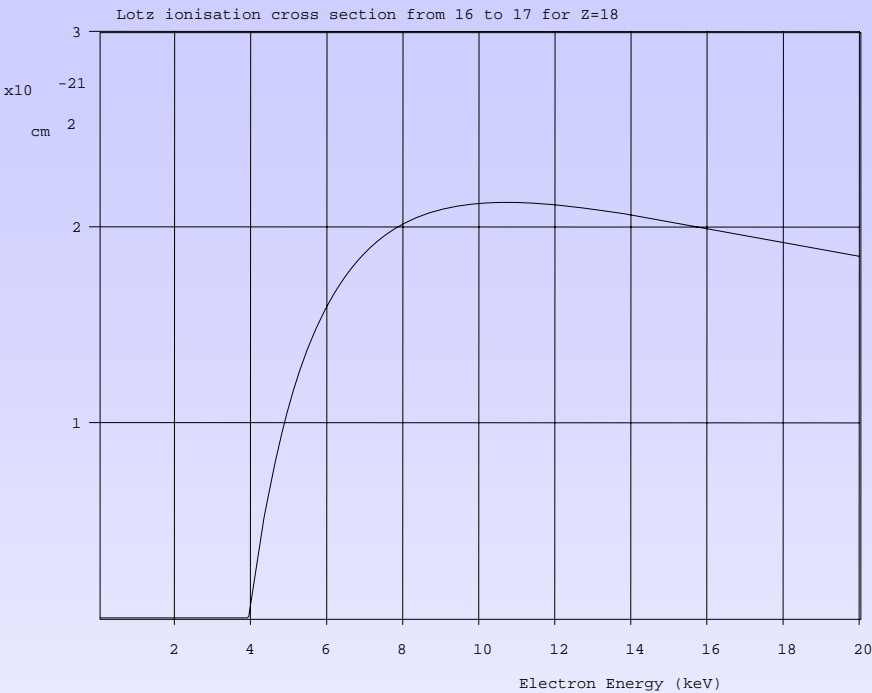
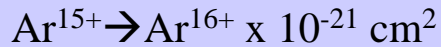
$$\frac{dn_i}{dt} = n_e v_e \left[\sigma_{i-1 \rightarrow i}^{ion} n_{i-1} - \left(\sigma_{i \rightarrow i+1}^{ion} + \sigma_{i \rightarrow i-1}^{RR} \right) n_i + \sigma_{i+1 \rightarrow i}^{RR} n_{i+1} \right]$$

$$- n_o v_{ion} \left[\sigma_{i \rightarrow i-1}^{chex} n_i - \sigma_{i+1 \rightarrow i}^{chex} n_{i+1} \right]$$

$$- v_i^{coll} \frac{\exp\left\{ -\frac{ieU_w}{kT_{ion}} \right\}}{\frac{ieU_w}{kT_{ion}}} n_i$$

- Growth by ionisation
- Loss by ionisation
- Loss by radiative radiation
- Win from radiative radiation
- Loss by charge exchange
- Win from charge exchange
- Loss of confinement of heated ions





Lotz cross sections

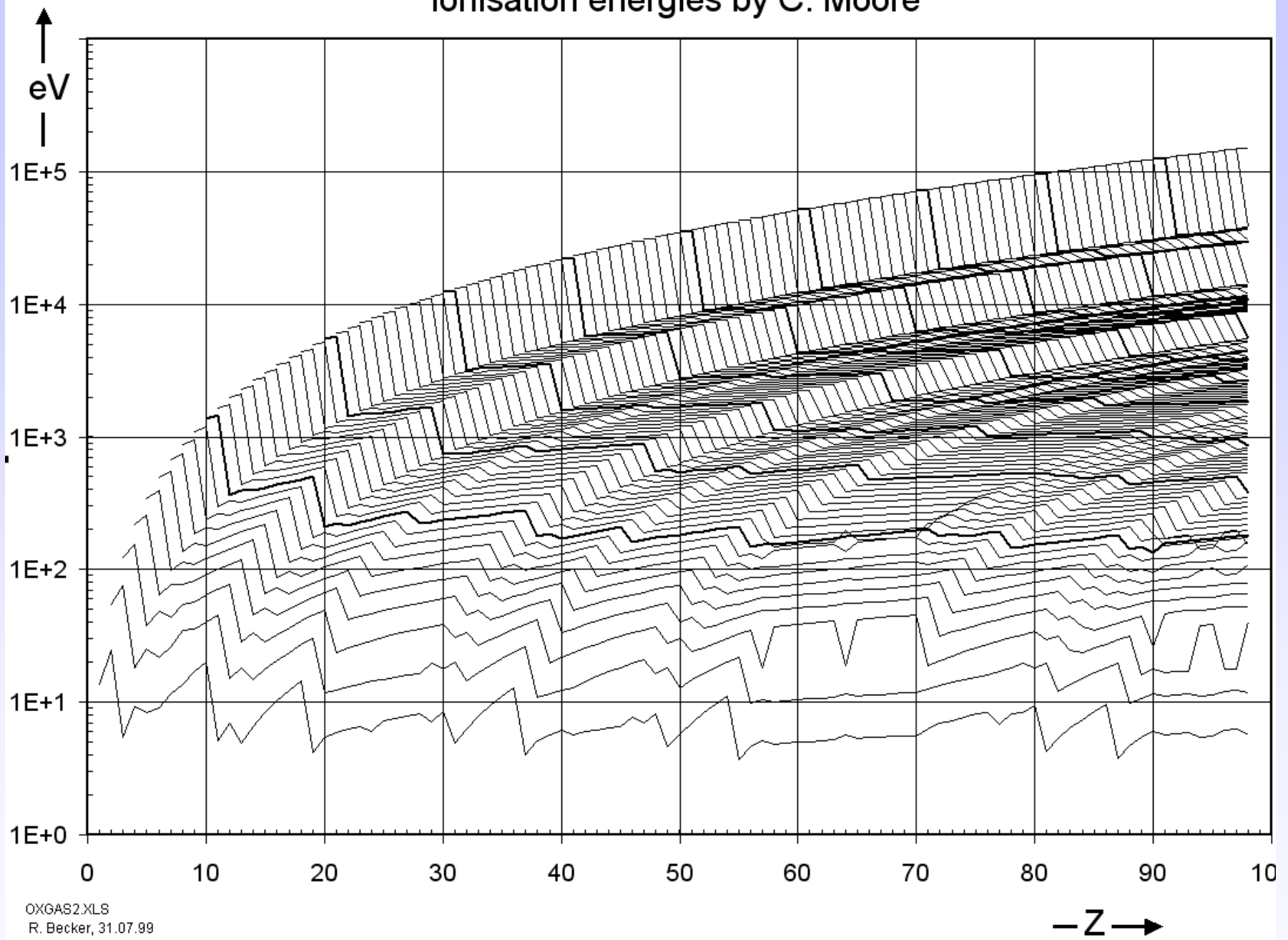
Approximate ionisation energies,
ionisation cross sections
and required $j\tau$ -values for bare ions

Ion	E_i [eV]	σ [cm^2]	$j*\tau$ [Cb/cm^2]
C^{6+}	490	$7.7*10^{-20}$	2.1
N^{7+}	666	$4.2*10^{-20}$	3.8
O^{8+}	870	$2.4*10^{-20}$	6.5
Ne^{10+}	1360	$1*10^{-20}$	16
Ar^{18+}	4400	$9.5*10^{-22}$	170
Kr^{36+}	17600	$6*10^{-23}$	2700
Xe^{54+}	39700	$1.2*10^{-23}$	13600
Pb^{82+}	91400	$2.2*10^{-24}$	72300
U^{92+}	115000	$1.4*10^{-24}$	115000

$$\sigma_{i \rightarrow i+1} = 4.5 * 10^{-14} \sum_{nl} \frac{\ln\{E_e / E_{i,nl}\}}{E_e * E_{i,nl}} \quad [\text{cm}^2]$$



Ionisation energies by C. Moore



OXGAS2.XLS
R. Becker, 31.07.99

Charge exchange

The approximation formula of Salzborn and Müller is based on many measurements with low charge states, however, we have nothing better!

$$\sigma_{i \rightarrow i-1} = 1.43 \times 10^{-12} i^{1.17} P_0^{-2.76} \quad [cm^2]$$

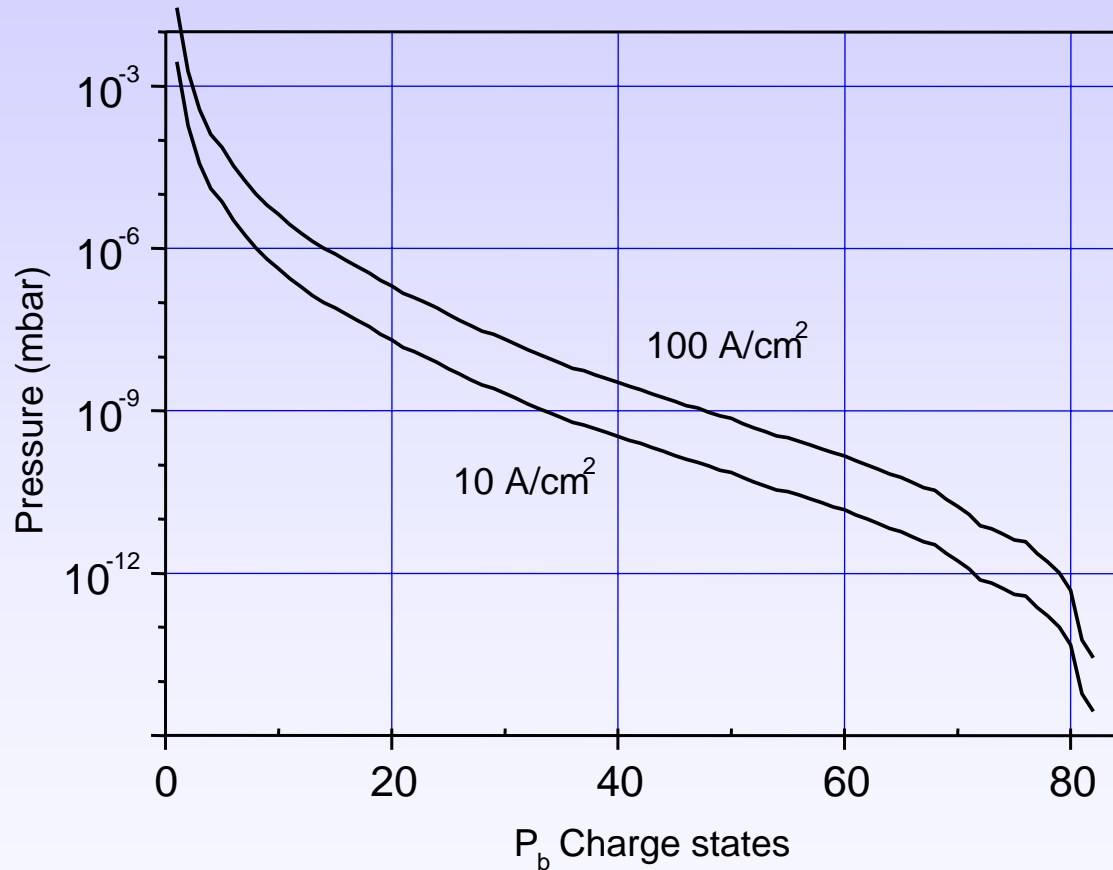
In EBIS/T the pressure usually is low enough to avoid CX, only dangerous for extremely high charge states, where ion cooling becomes necessary.

In ECRs CX usually limits the build up of higher charge states and produces the wide range of charge state with almost identical abundance.



Charge exchange versus Ionisation

Vacuum pressure at which gain by ionization equals the loss by charge exchange for lead ion



Radiative Recombination

RR is time-reversed photo-ionisation. Therefore RR cross sections may be calculated from cross sections for photo ionisation, which is a well established procedure (T. Stöhlker) :

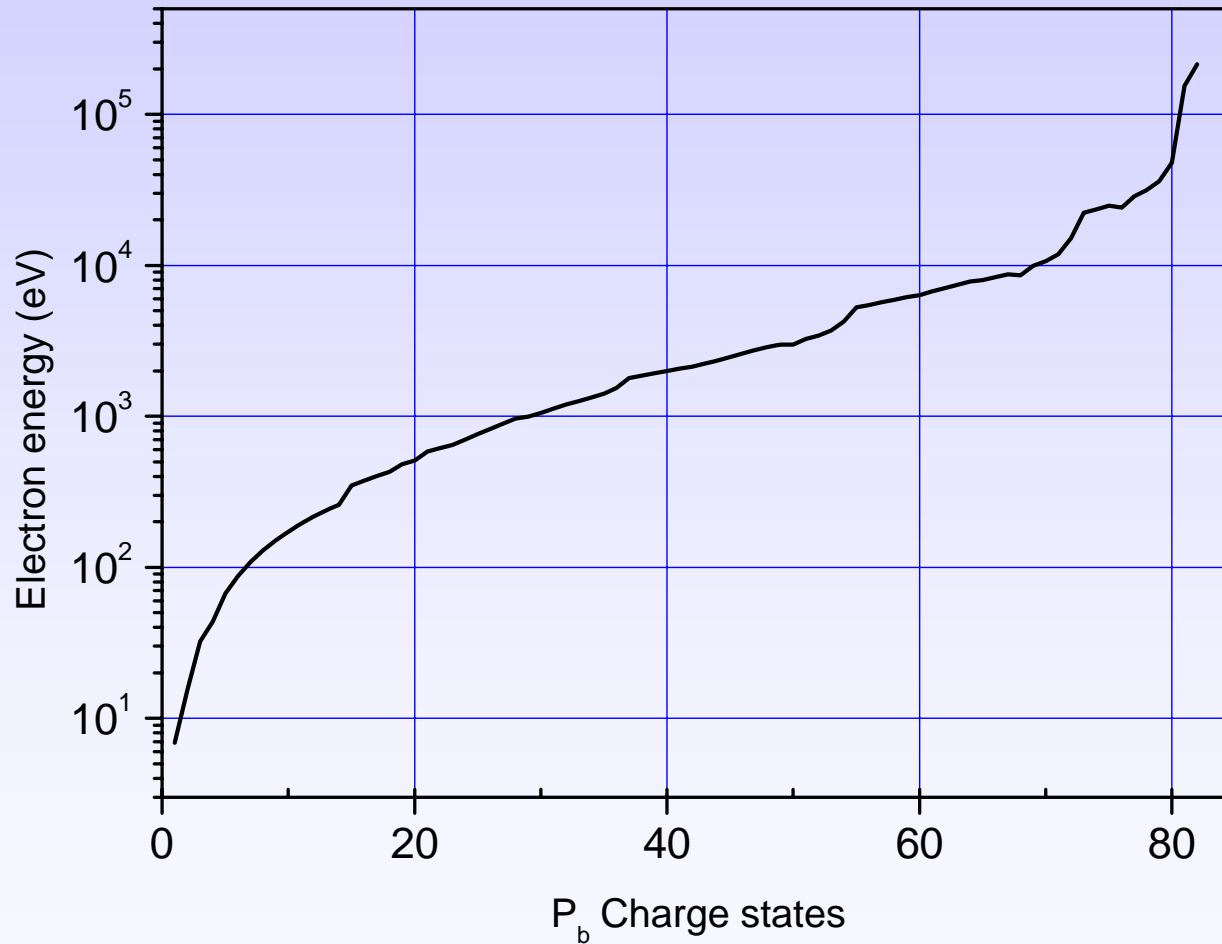
$$\sigma_{nl}^{\text{ph}}(k) = \left(\frac{4\pi\alpha\alpha_0^2}{3} \right) \frac{n^2}{Z^2} \sum_{l'=l\pm 1} \frac{l_{>}}{2l+1} (1+n^2\kappa^2) \times |g(n,l;\kappa,l')|$$

$$\sigma_{nl}^{\text{RR}}(k) = \frac{(h\nu)^2}{k^2} \frac{1}{2m_e c^2} \sigma_{nl}^{\text{ph}}(k)$$



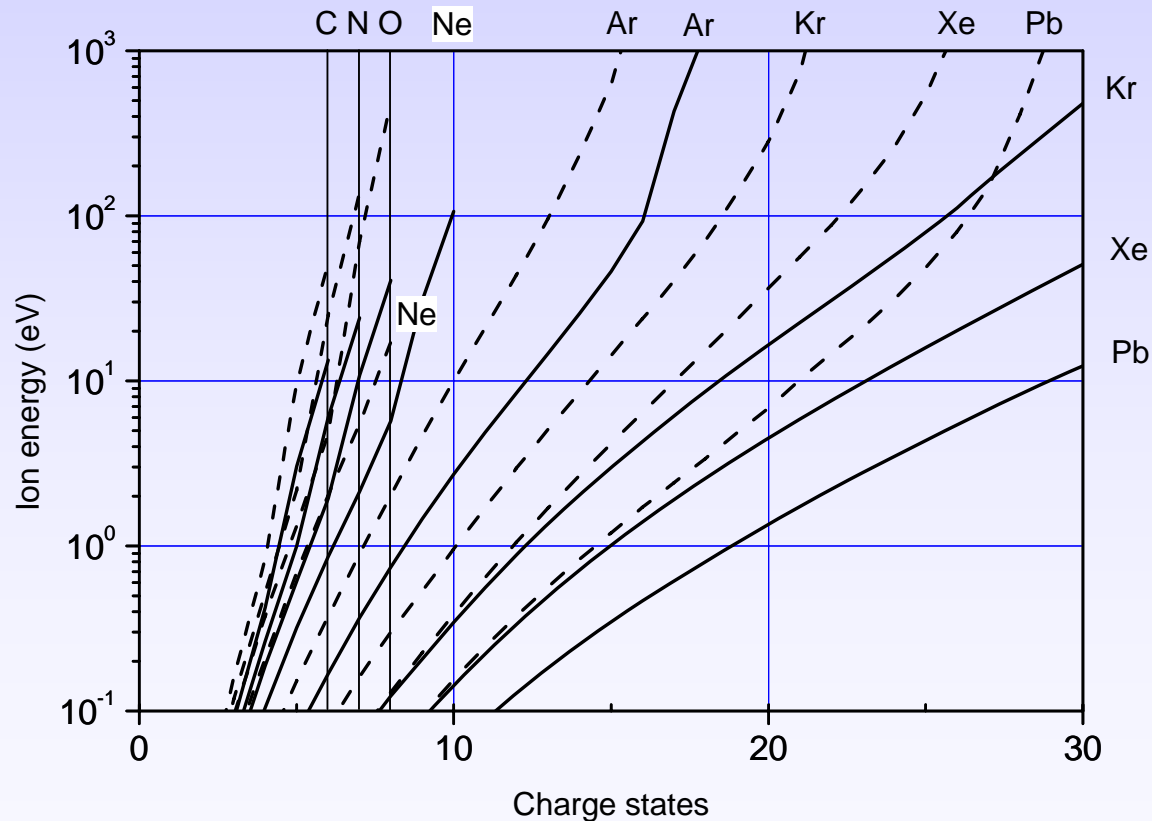
RR versus Ionisation

“Balance energy” at which the gain by ionization equals loss by radiative recombination for lead ions

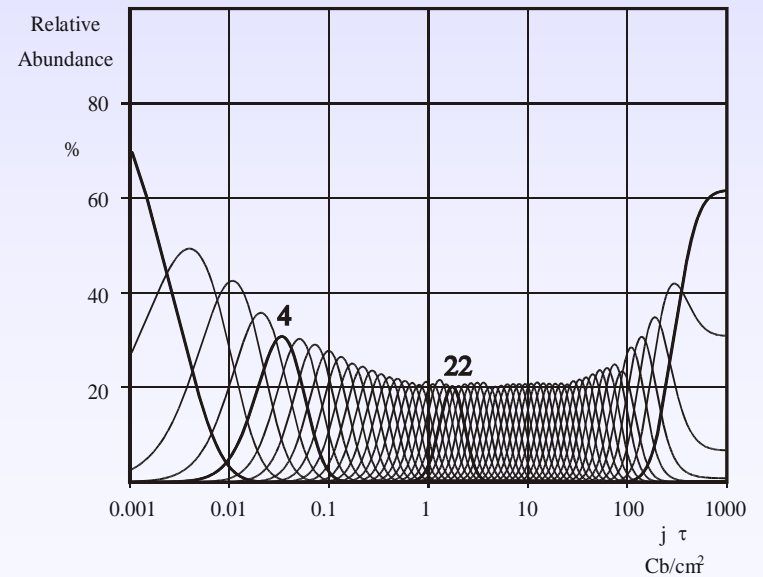
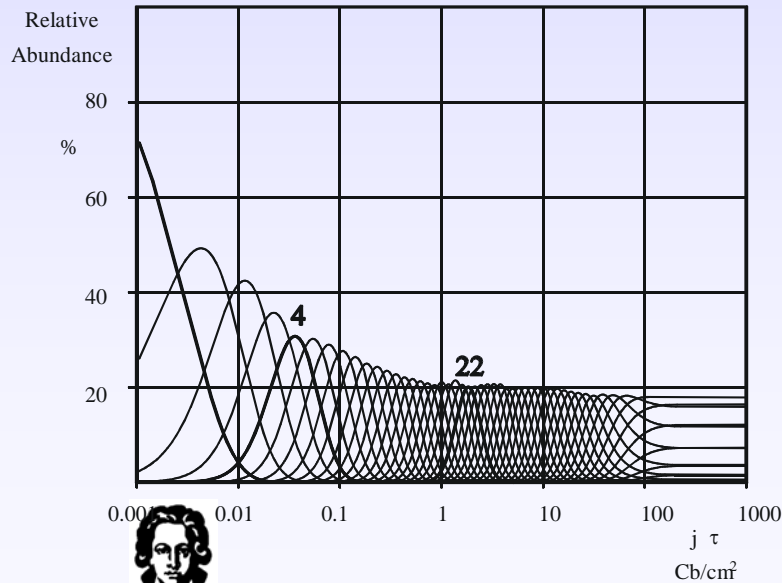
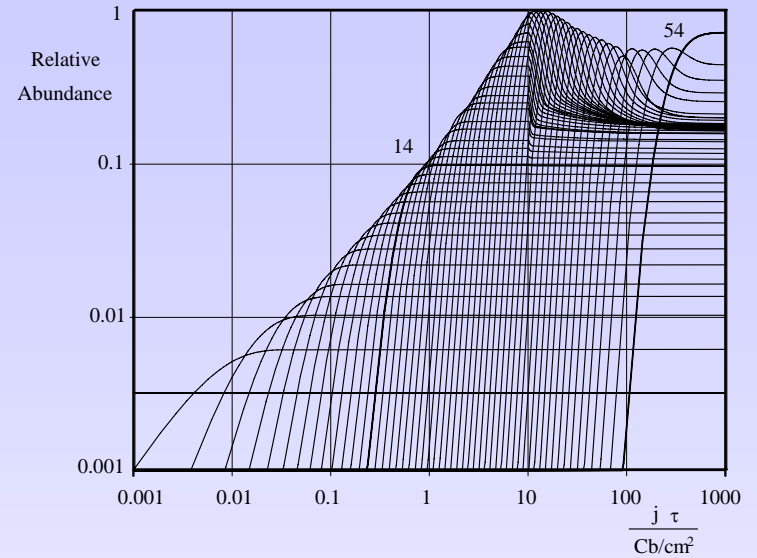
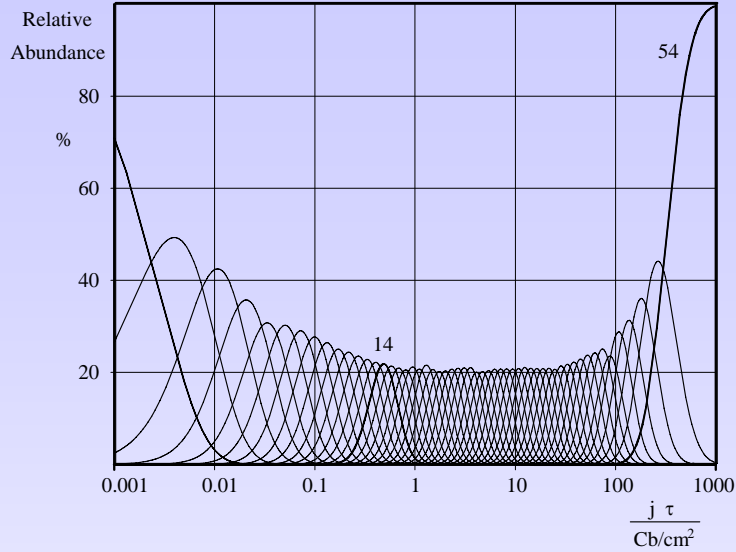


Heating

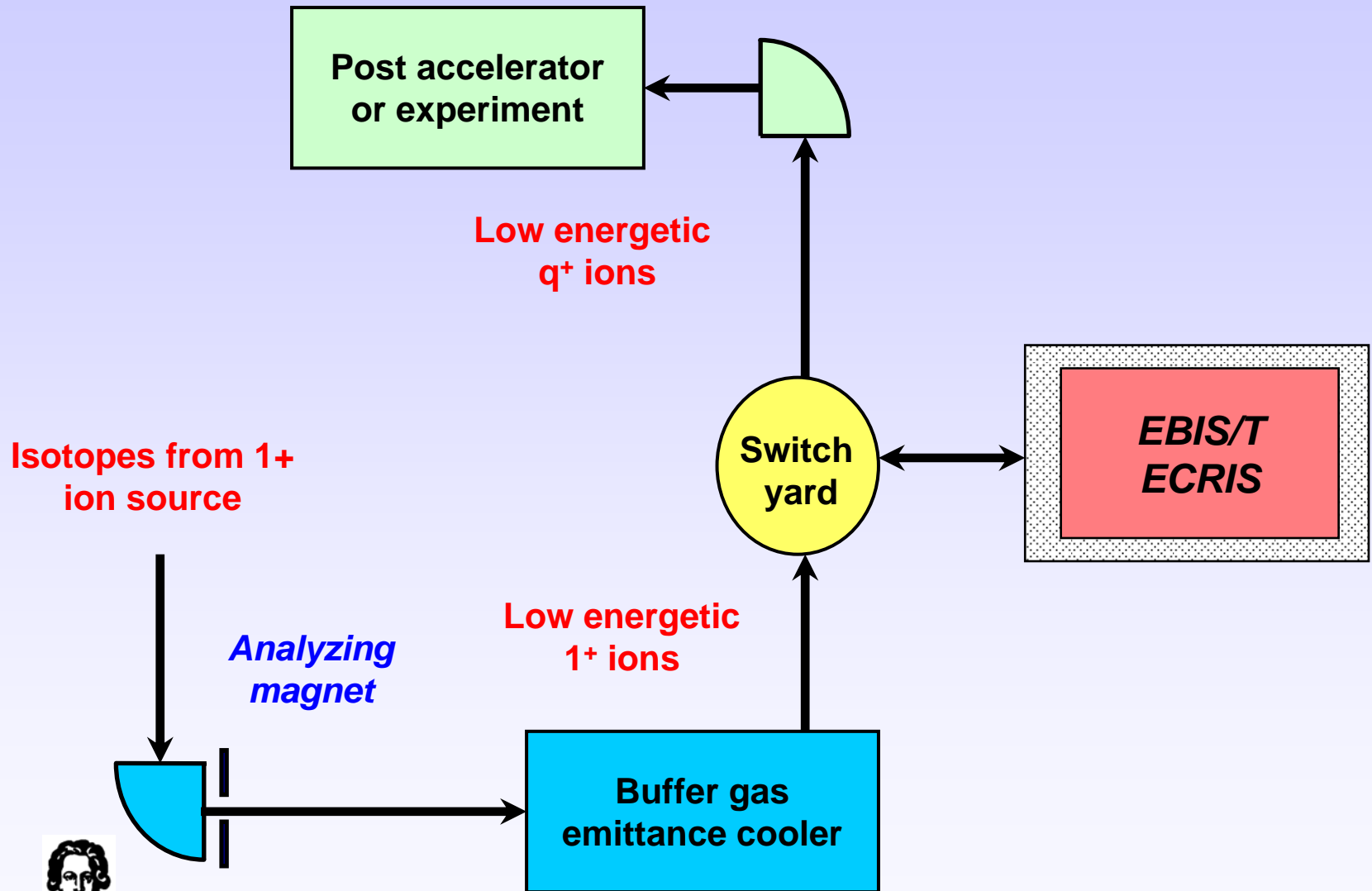
Radial well voltages $eqU_w = kT_i$ to trap multiply charged ions heated by electrons of energy 1 keV (dashed lines) and 10 keV (full lines), typical for ECR and EBIS/T



Results of CBSIM



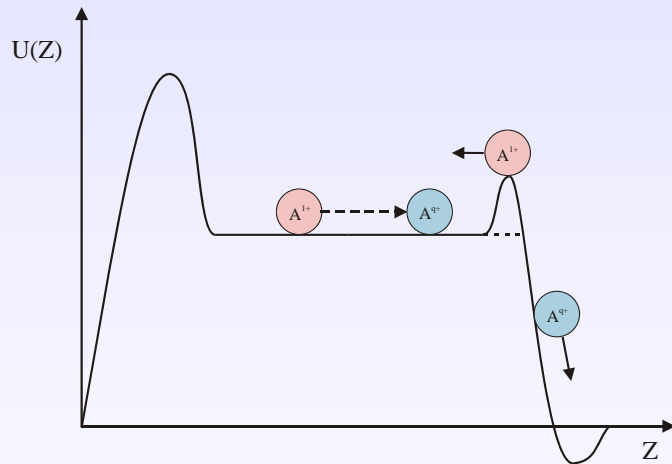
Charge state breeder setup



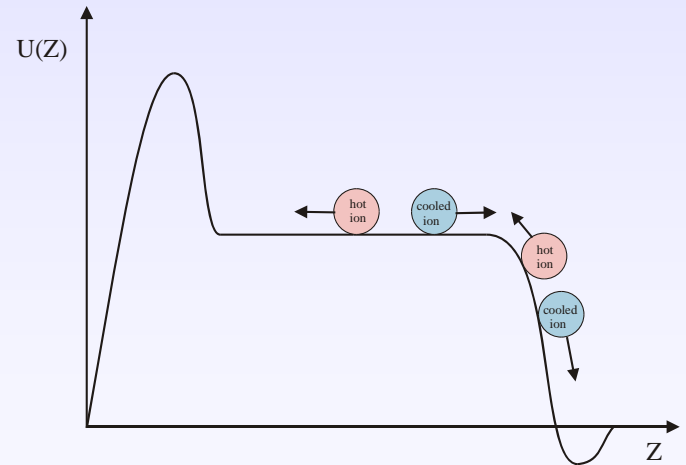
Charge breeding

ECRs and EBIS have become popular as „charge breeders“. Nevertheless these are still ion sources for highly charged ions, but the problem of generating simple or difficult or rare singly charged ions has been „outsourced“ – leave the hard work to the specialist !

ACCU-EBIS



TOFEBIS-COOLER



R. Becker, Proc. EPAC 1992, Berlin, March 24-28

Magnetic Emittance

The conservation of the magnetic moment (Busch's theorem) results in skew trajectories outside of the magnetic field. When this beam is treated as a round one, it has a considerable „magnetic“ emittance:

$$\varepsilon_{abs} = \frac{\pi}{4} \sqrt{\frac{2eq}{M}} \frac{Br^2}{\sqrt{U_0}} \quad [m]$$

For modern ECR and EBIS $B_z=3T$ and $U_0=20$ kV. For bare nuclei we then obtain:

r (m)	ε_{abs} (m)
10^{-3}	5.2×10^{-6}
10^{-2}	520×10^{-6}

Note that dimension m for the emittance gives the same numbers as the old fashioned mm x mrad *)

EBIS beam are usually smaller than 1 mm, therefore the magnetic emittance will be negligible in contrast to ECRs, where special attention must be given to transport such a beam through a LEBT, especially, when this is including an analyzing magnet for mass separation.



*) R.Becker and W.B.Herrmannsfeldt, Rev. Sci. Instrum.77 (2006) 03B907

Accelerator applications

ECR is an **intense dc source**, with afterglow also for ms pulses

EBIS is an **intense pulsed source** –exceeding ECRs in pulse current and charge-to-mass - ratio. Dc beams at low intensity have ultra-low emittances.

ECR, dc beams: cyclotrons (all over the world)

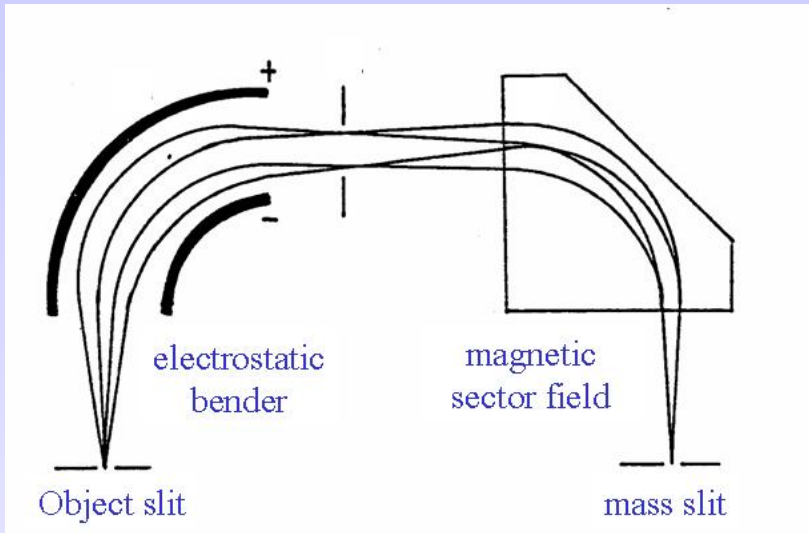
ECR, pulsed beams: Synchrotrons (CERN, NIRS, GSI)

EBIS, pulsed beams: Synchrotrons (Dubna, BNL)

EBIS, dc beams: atomic physics studies (Frankfurt, SNLL, KSU)

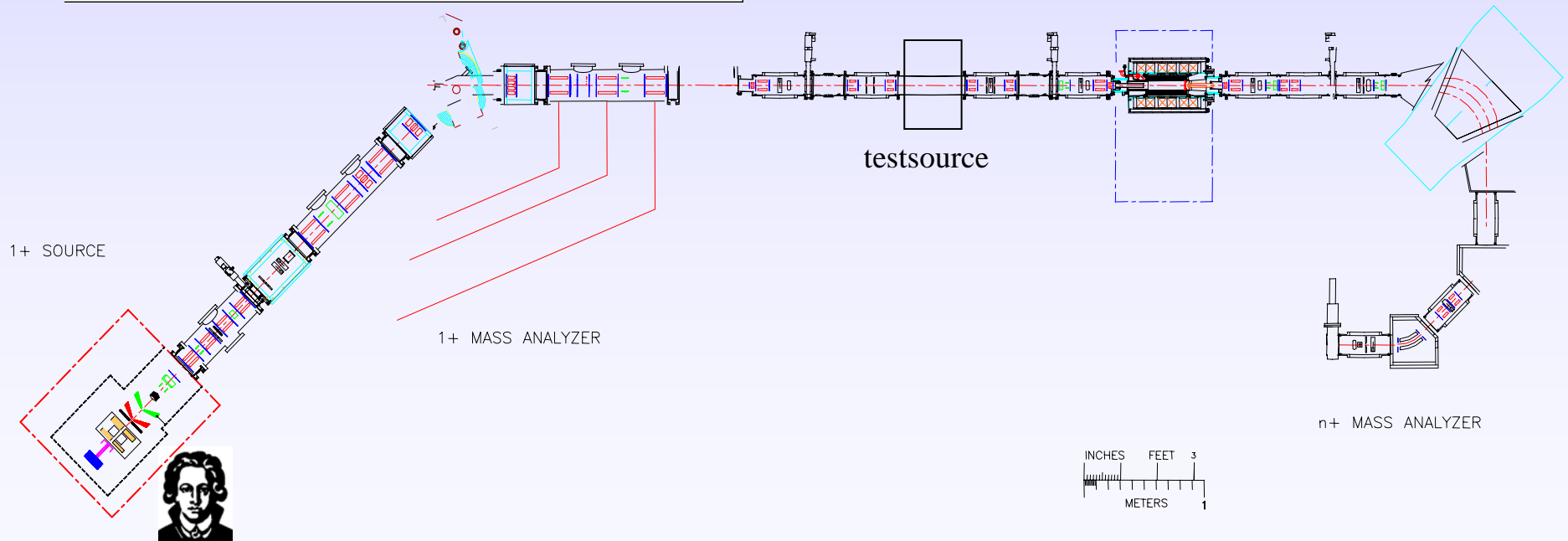


Charge selection in LEBT

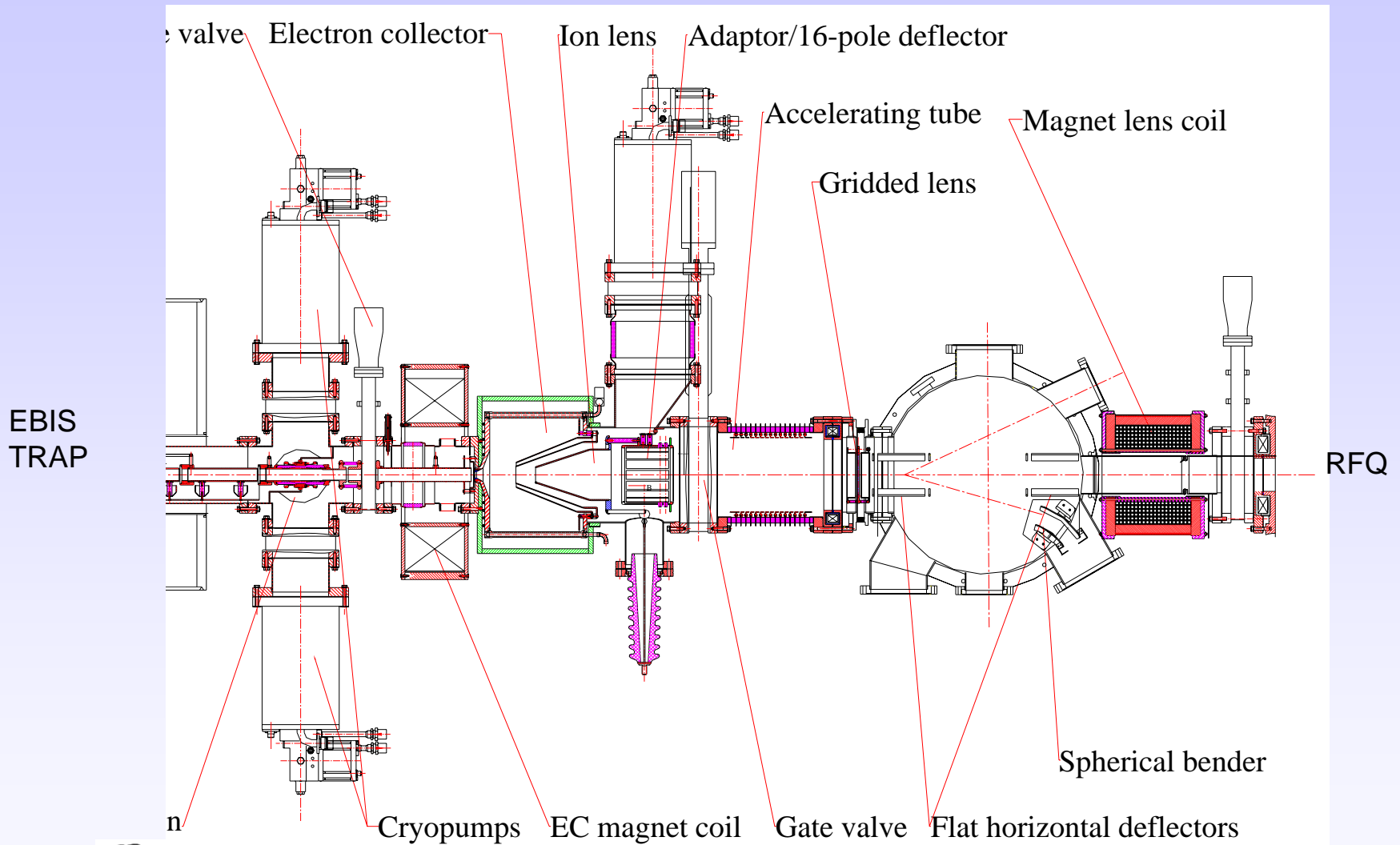


EBIS:
REX-ISOLDE
MSU ReA3

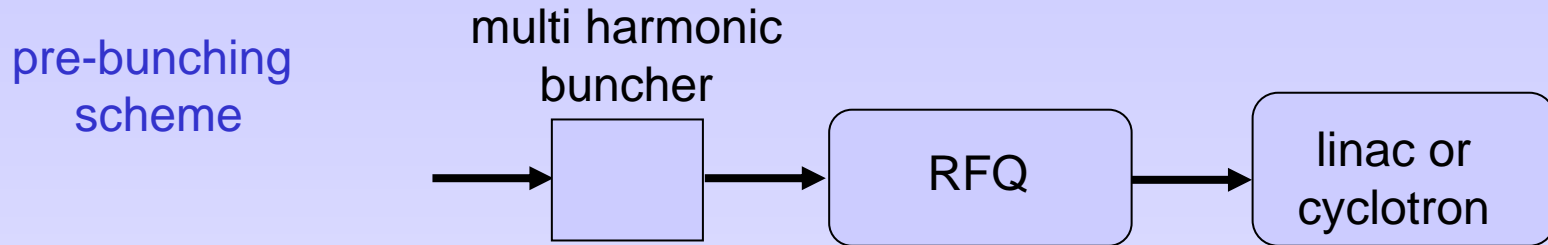
ECRIS:
TRIUMF charge state booster



BNL LEBT without charge selection



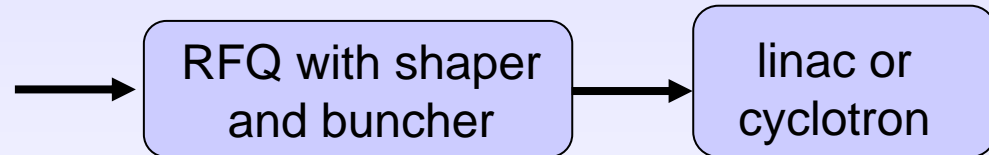
Matching to the accelerator



ISAC facility (TRIUMF), ReA3 (MSU)

HMI (Berlin)

RFQ-bunching scheme



REX-ISOLDE (CERN)

GSI (High charge state injector), BNL (RHIC EBIS injector)



Conclusions

EBIS and ECR are complementary ion sources for accelerators, either as primary sources or as charge state breeders:

EBIS is naturally a pulsed source with high intensity (mA) in short (10 – 100 μ s) pulses of highest charge states.

ECR are naturally dc sources of high intensity for medium charge states.

The atomic collision physics is the same in both sources, however with different influence of charge exchange and radiative recombination, due to vacuum pressure and electron energy distribution.

