
Observations of Beam-Beam Tune Spectrum and Measurement of Coherent Tune Shift at KEKB

T. Ieiri, Y. Ohnishi, M. Tobiya and S. Uehara
KEK, Japan



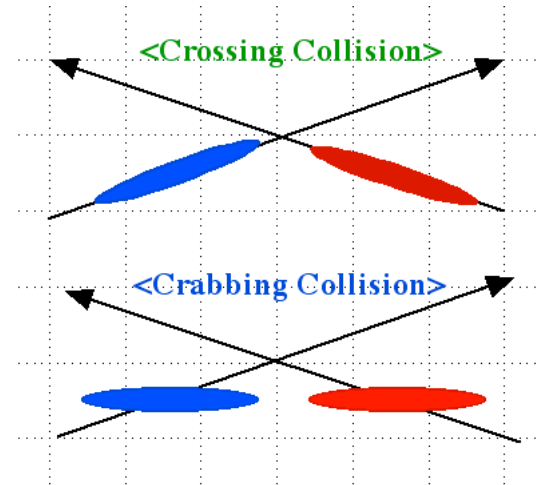
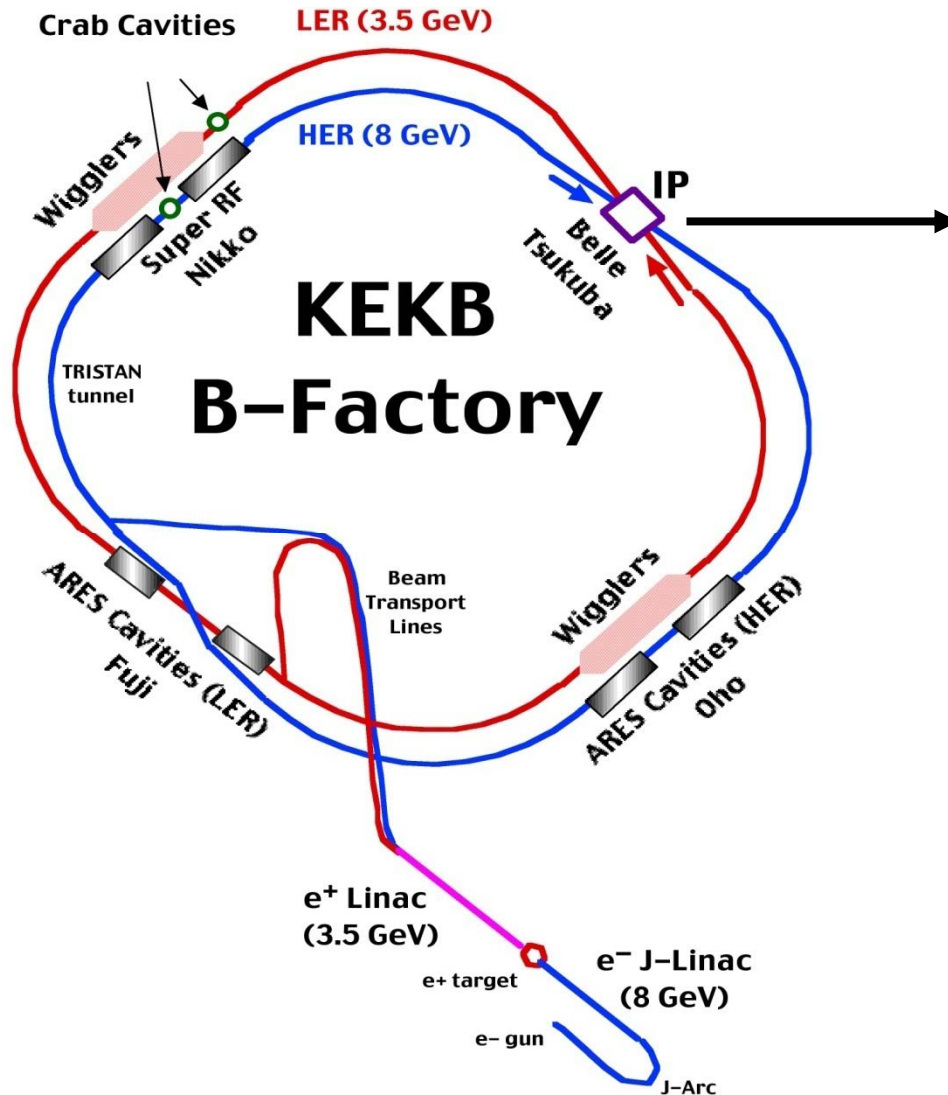
Outline

- Motivation, KEKB and Crabbing Collision
- Coherent Beam-Beam Tune Shift
- Gated Tune Monitor
- Nonlinear Resonance in the Tune Spectrum
- Measurement of Coherent Beam-Beam Tune Shift
- Summary

Motivation

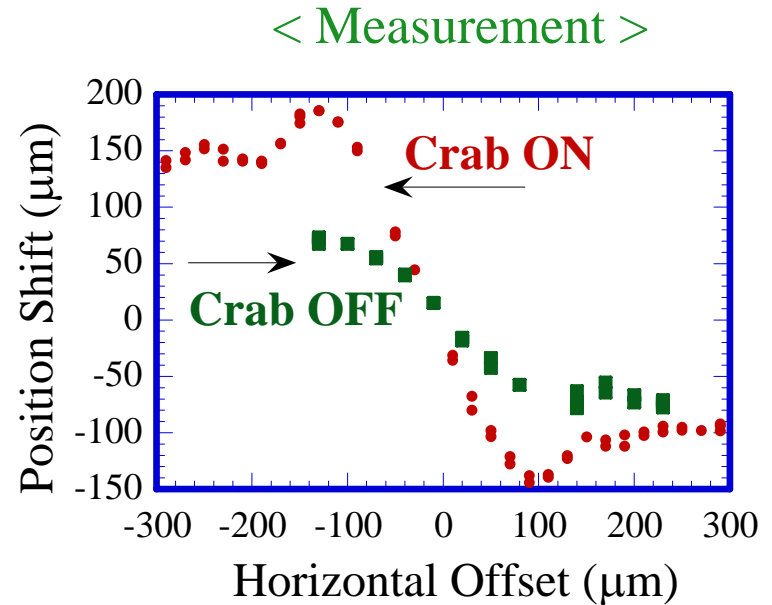
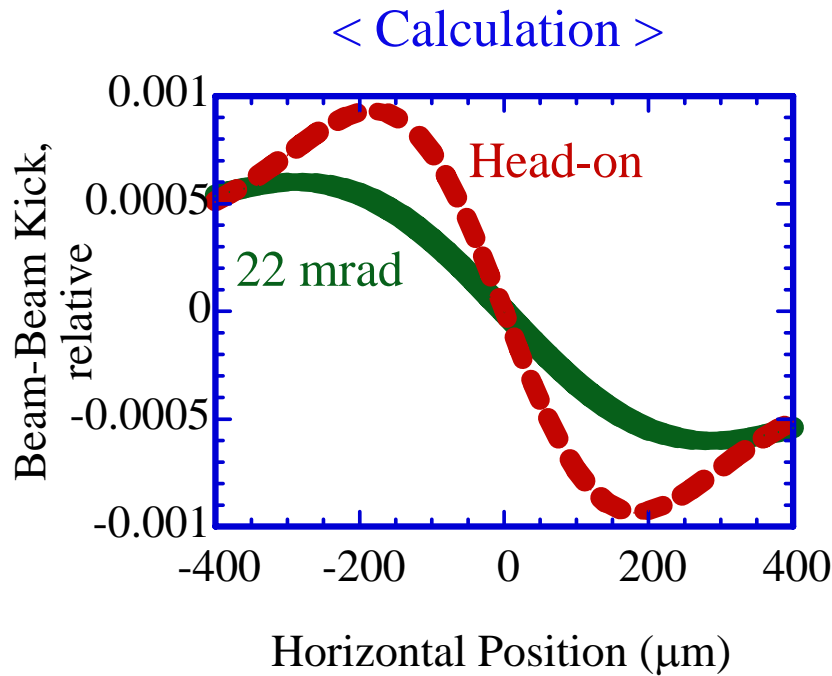
- **Coherent beam-beam tune shift** is useful parameter in colliders.
- The measurement is not easy in double-ring colliders, because of different beam parameters.
- KEKB has realized **effective head-on collision** by crab cavities through crossing collision.
- **Dynamic effects** are important issues.
 - **Specific luminosity** decreases with increase in bunch current.
 - Bunch current is limited by lifetime.

KEKB with Crab Cavity



- Asymmetric Beam Energy
 - 8GeV (electron)
 - 3.5GeV (positron)
- Circumference, Harmonic Number
 - 3018 m h=5120
- The Maximum Luminosity
 - $1.7 \times 10^{34} \text{ cm}^{-2} \text{ s}^{-1}$

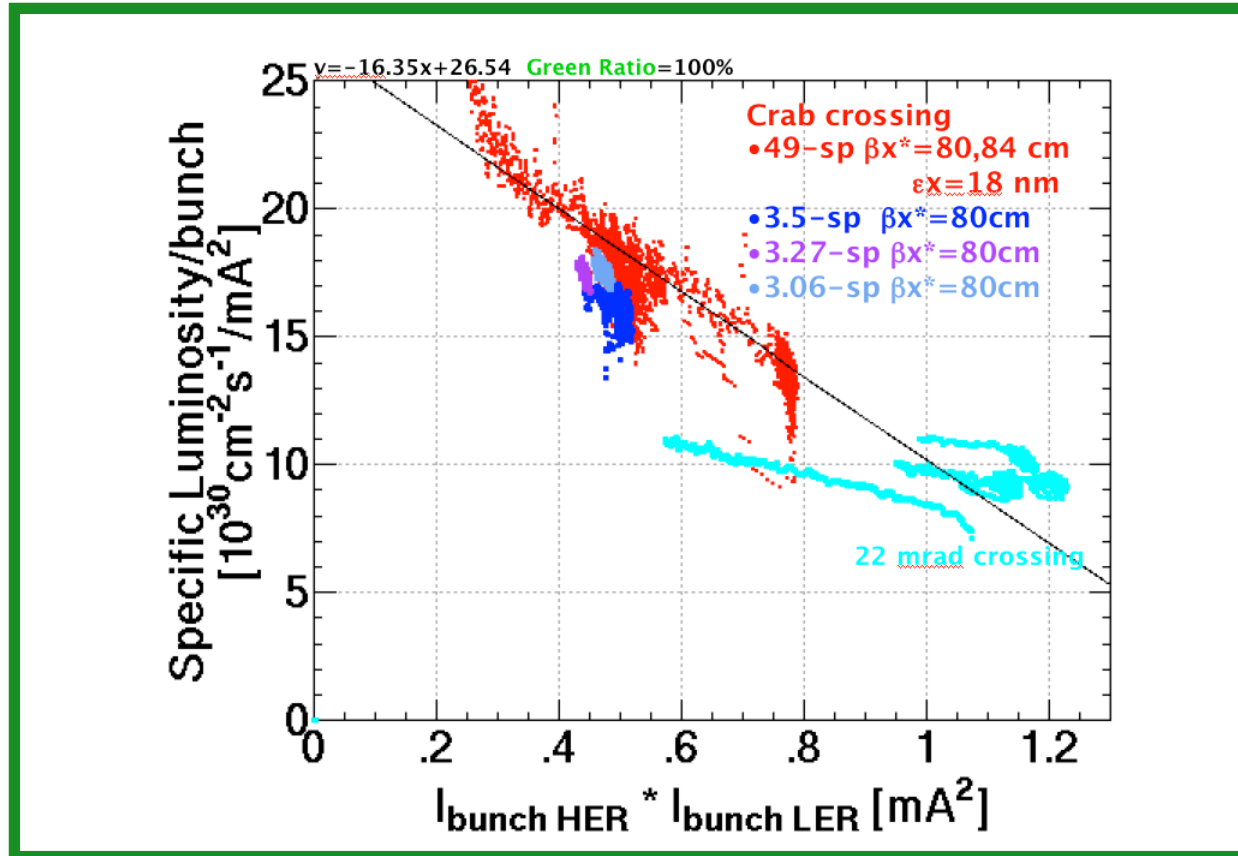
Beam-Beam Kick



- Crabbing collision increased beam-beam kick
- Decreased effective horizontal beam size
- Improved specific luminosity

Specific Luminosity

By H. Koiso



- Specific luminosity decreases with bunch current.
- The bunch current is limited by lifetime.

Coherent Beam-Beam Tune Shift

- Beam-beam interaction produces a new set of two tunes.
- We call two modes the *H-mode* and the *L-mode*.

$$\begin{aligned} \cos \mu_{qH} + \cos \mu_{qL} - (\cos \mu_{q0}^+ + \cos \mu_{q0}^-) &= 2\pi \nu_q^\pm \\ &= -2\pi(\Xi_q^+ \sin \mu_{q0}^+ + \Xi_q^- \sin \mu_{q0}^-) \end{aligned}$$

- Coherent beam-beam parameter

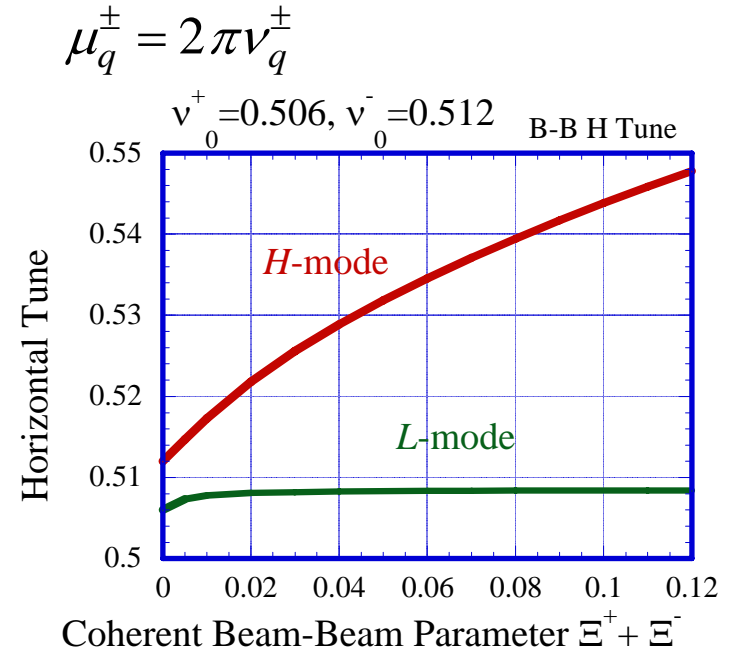
$$\Xi_q^\pm = R_q^\pm \frac{r_e}{\gamma_\pm} \frac{\beta_q^\pm}{2\pi \Sigma_q (\Sigma_x + \Sigma_y)} N_\mp$$

- Coherent beam-beam tune-shift

$$\bar{\zeta}_q^- = \Xi_q^+ + \Xi_q^- = \frac{\kappa(\nu_0^+, \nu_0^-)}{Y} \Delta \nu_{bb}$$

Y: Yokoya Factor

$$\Delta \nu_{bb} = \nu_H + \nu_L - \nu_0^+ - \nu_0^- \quad \Delta \nu_{bb} = \nu_\pi - \nu_0, \text{ in case of } \nu_0^+ = \nu_0^-$$



Luminosity and Emittance

$$L \equiv \frac{N^+ N^- f_0}{2\pi \Sigma_x \Sigma_y} R_L \quad \Xi_x^+ + \Xi_x^- = R_x^+ \frac{r_e}{\gamma_+} \frac{\beta_x^+}{2\pi \Sigma_x (\Sigma_x + \Sigma_y)} N_- + R_x^- \frac{r_e}{\gamma_-} \frac{\beta_x^-}{2\pi \Sigma_x (\Sigma_x + \Sigma_y)} N_+$$

$$L \approx \frac{f_0}{r_e} \left(\frac{N^+ \gamma^+ N^- \gamma^-}{N^+ \gamma^+ + N^- \gamma^-} \right) \left(\frac{\Xi_y^+ + \Xi_y^-}{\beta_y^*} \right) R_L \quad \approx R_x^* \frac{r_e \beta_x^*}{2\pi \Sigma_x^2} \left(\frac{N_-}{\gamma^+} + \frac{N_+}{\gamma^-} \right)$$

R_L, R_x^* : Factors
due to hourglass effect

$$\beta_x \gg \beta_y \quad \Xi_y^+ + \Xi_y^- \quad \approx R_x^* \frac{r_e}{2\pi(\epsilon_x^+ + \epsilon_x^-)} \left(\frac{N_-}{\gamma^+} + \frac{N_+}{\gamma^-} \right)$$

$$N^+ \gamma^+ \neq N^- \gamma^-$$

$$\beta_x^+ = \beta_x^- = \beta_x^*$$

Luminosity



$$\bar{\xi}_y$$

$$\Delta \nu_{bb_y}$$



$$\Xi_y^+ + \Xi_y^-$$

$$\Delta \nu_{bb_x}$$



$$\Xi_x^+ + \Xi_x^-$$



$$\epsilon_x$$

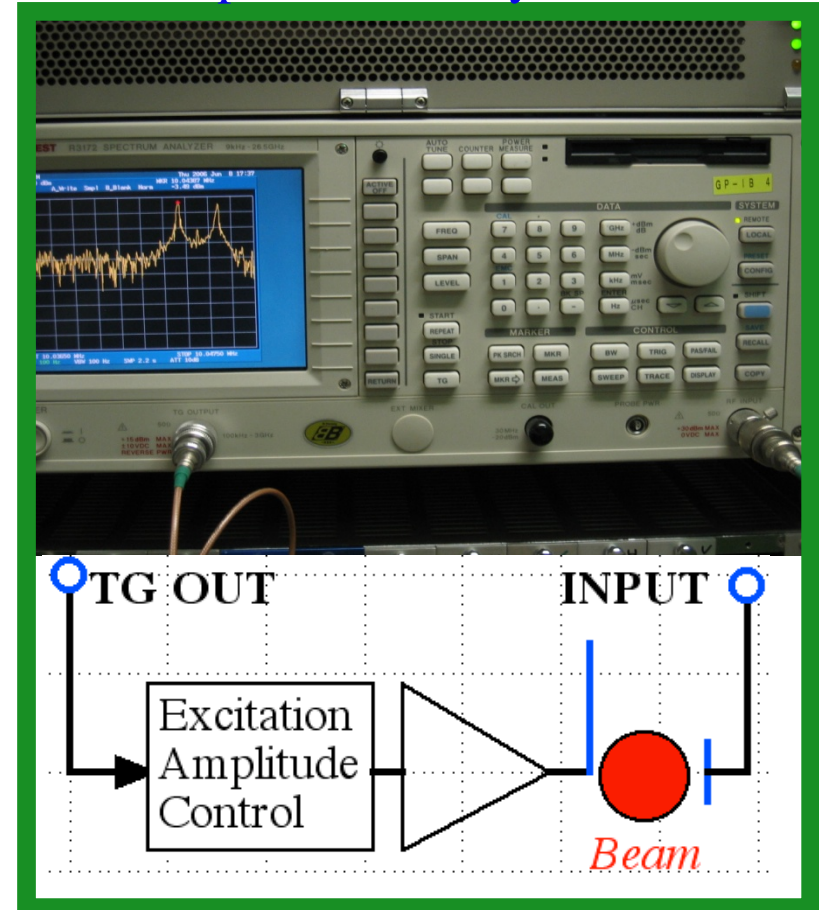
Gated Tune Monitor

Bunch-by-Bunch Tune Measurement

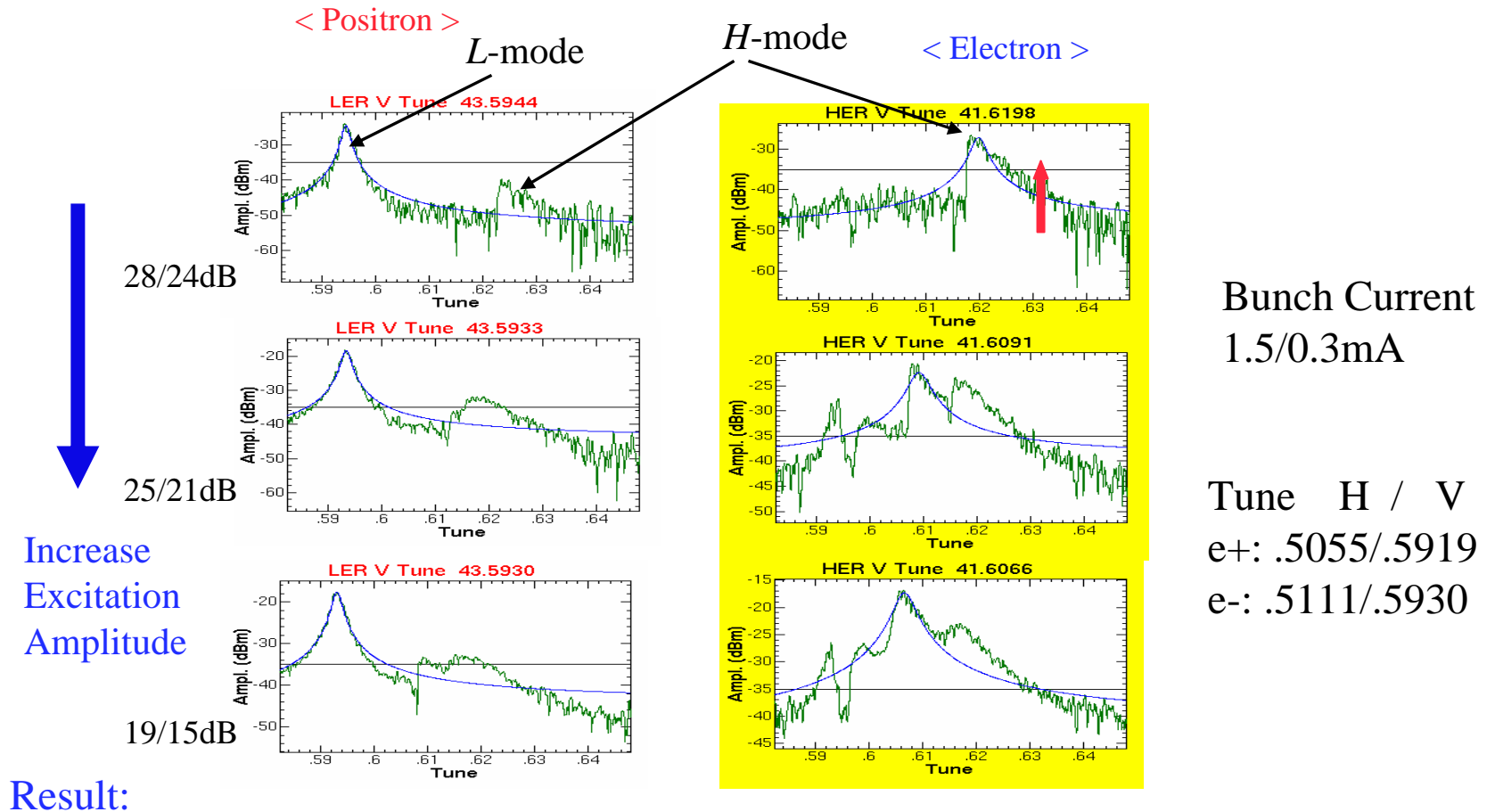
The specifications are:

- Be available with minimum bunch spacing of 4 ns.
- Bunch charge is larger than 3 nC.
- The measurement (sweep) time is 2.0 s.
- The resolution of the tune is $\delta\nu=0.0001$.
- Noise level corresponds to an oscillation amplitude of $0.3 \mu\text{m}$.

<Spectrum Analyzer>

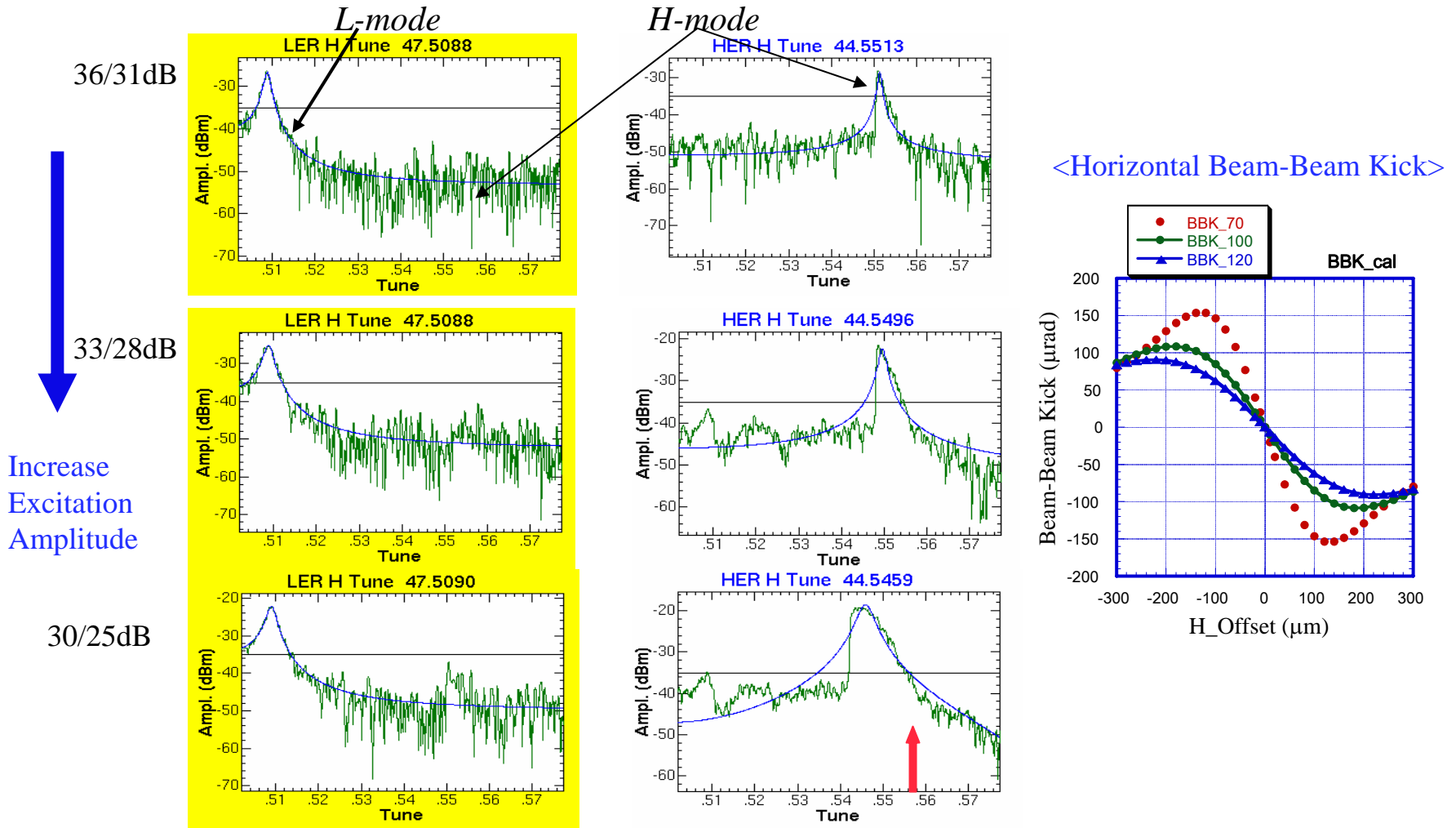


Nonlinear Resonance in Tune Spectrum, Vertical



- The *L*-mode appears clearly in **e+ bunch** and the *H*-mode is seen in **e- bunch**.
- The peak of the *H*-mode spectrum shifts to a lower tune.

Nonlinear Resonance in Tune Spectrum, Horizontal

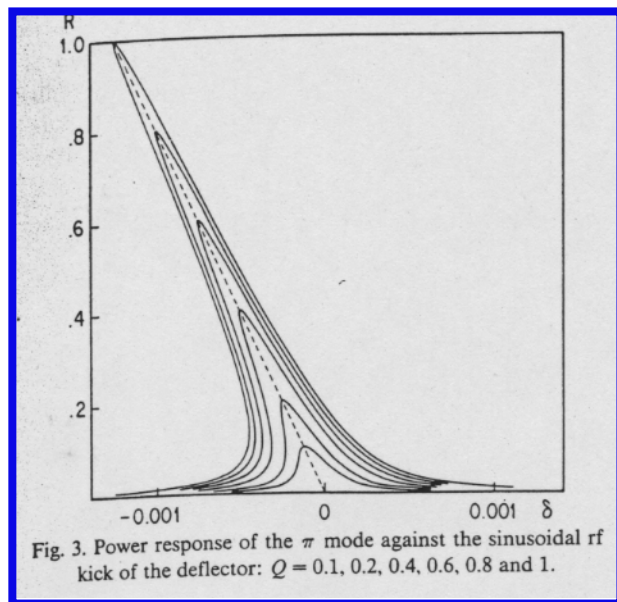


- The amplitude-dependent tune is caused by nonlinear beam-beam kick.
- Coherent beam-beam tune shift is determined by **an edge**, not a peak in the spectrum.

Nonlinear Resonance causes Hysteresis

π -mode or H -mode spectrum

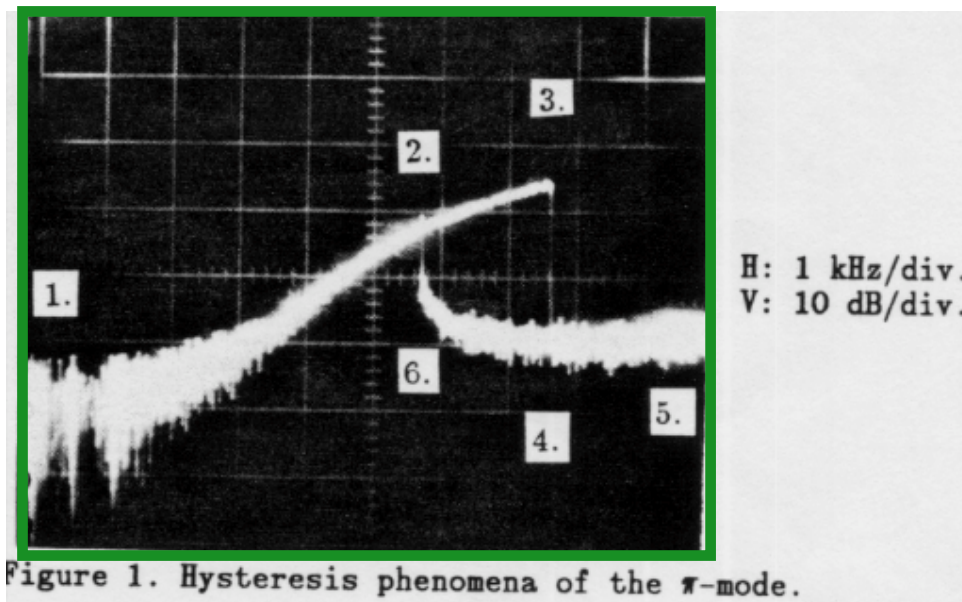
< Resonant Curve >



Tune \longrightarrow

K. Hirata, NIM A269, 7 (1988)

< Measurement >



\longleftarrow Tune

\longleftarrow Sweep direction

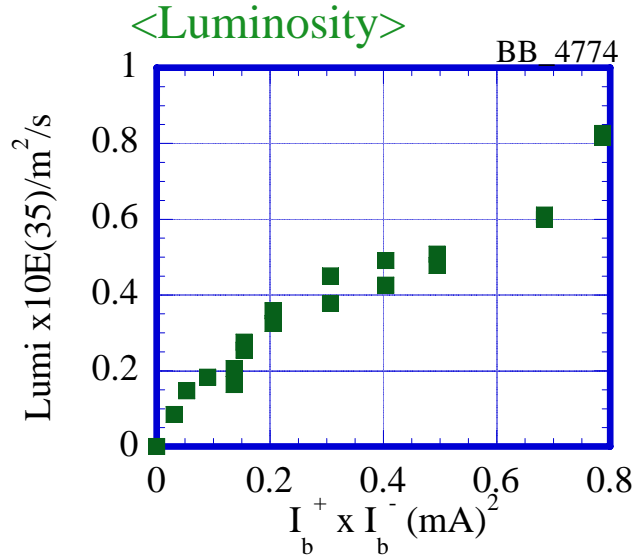
PAC'89 p.709

Measurement of Coherent Beam-Beam Tune Shift

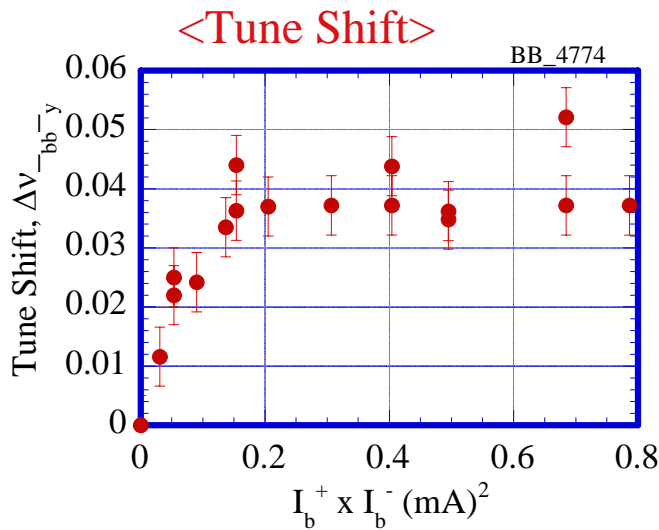
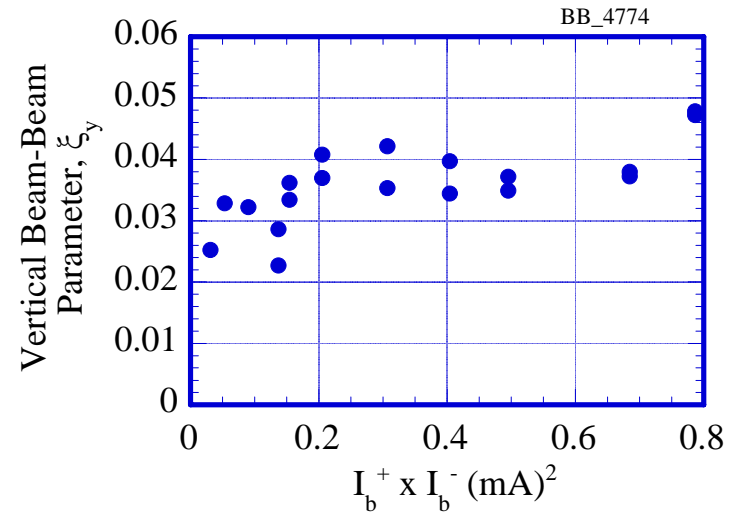
< Beam Conditions under Crabbing Collision >

| Ring | LER | HER | |
|--------------------------|---------|---------|----|
| Crab | 0.94MV | 1.43MV | |
| Emittance: ϵ_x | 24 | 24 | nm |
| Beta*: β_x/β_y | 80/0.59 | 80/0.59 | cm |
| Tune: ν_x | 45.507 | 44.510 | |
| Tune: ν_y | 43.595 | 41.595 | |
| vs | -0.0249 | -0.0216 | |
| Bunch spacing | 192 | | ns |

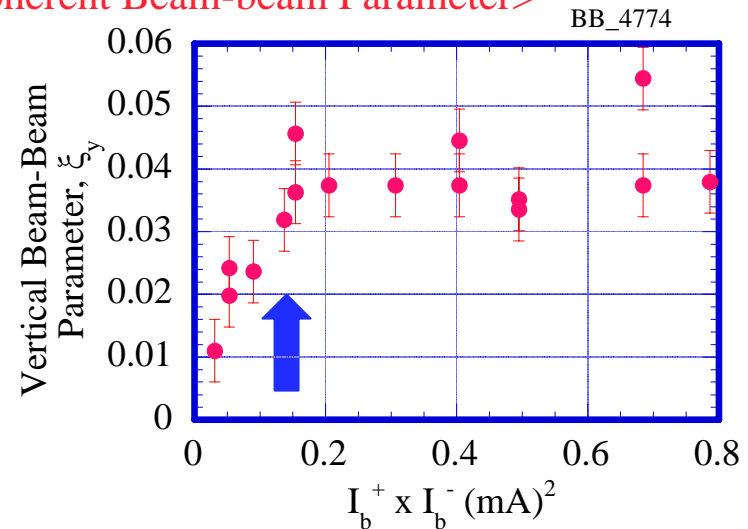
Vertical Parameters



<Incoherent Beam-beam Parameter>



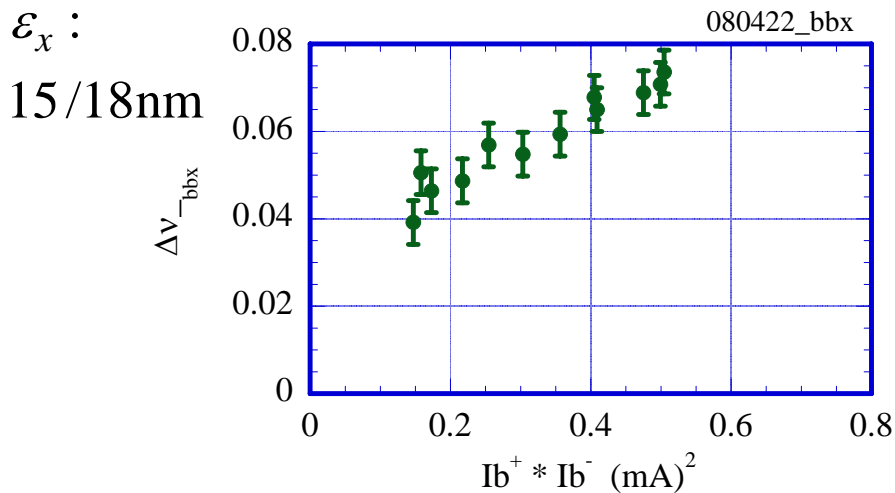
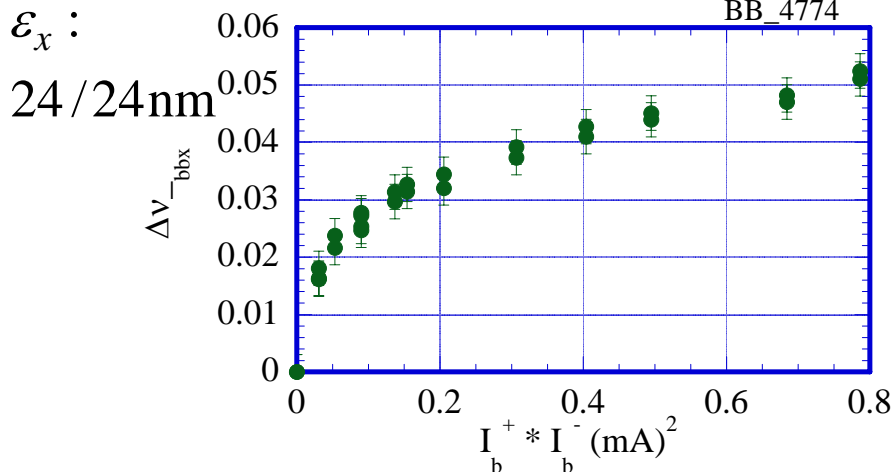
<Coherent Beam-beam Parameter>



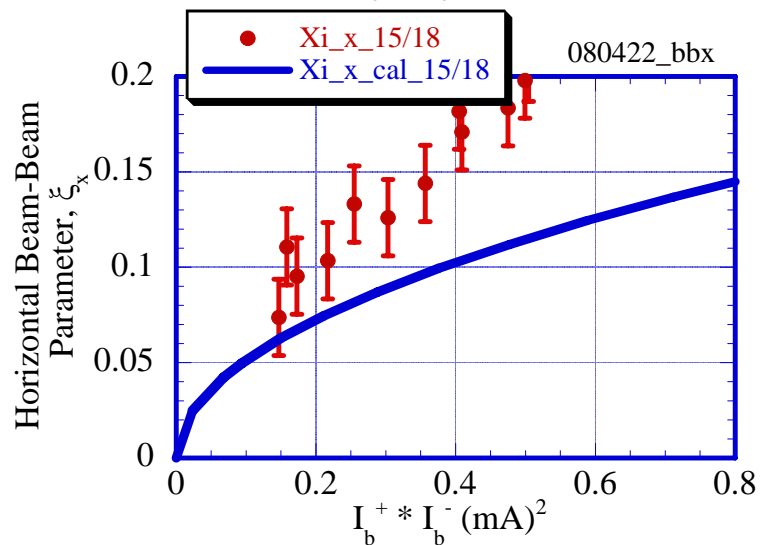
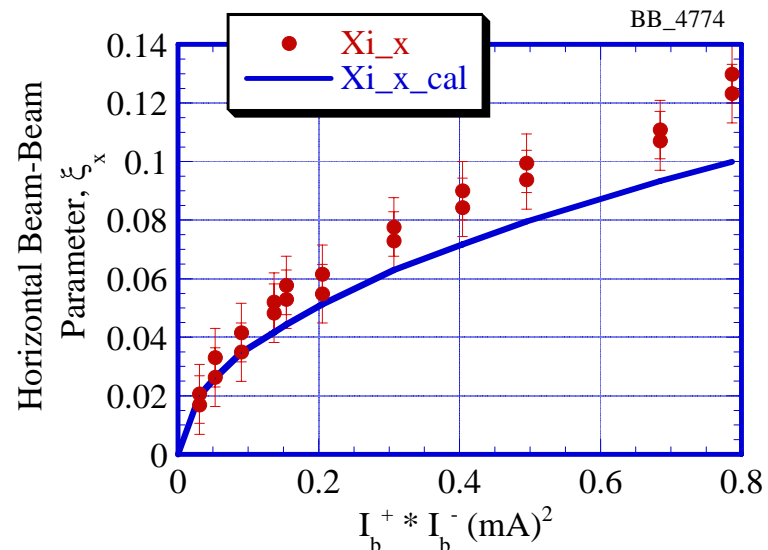
Beam-beam Limit @ $I_b^2=0.14 \text{ mA}^2$

Horizontal Parameters

<Beam-Beam Tune Shift>



<Beam-Beam Parameter>



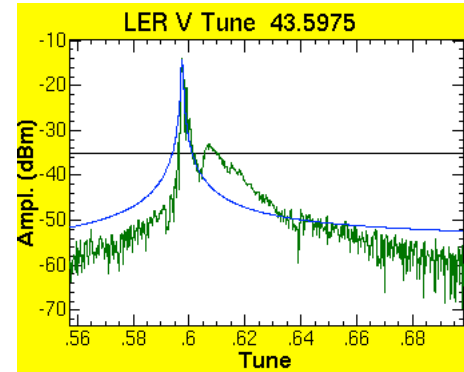
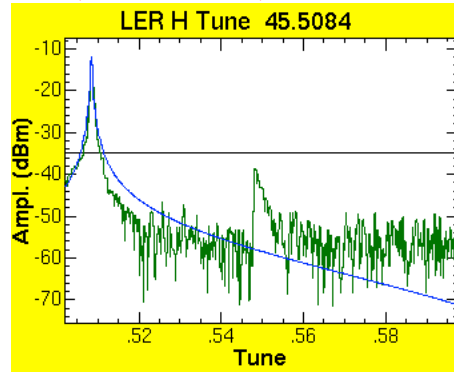
Intensity-Dependent Tune Spectra

While increasing **electron bunch (opposite beam)** intensity,
Spectrum of a **positron bunch (own beam)** with a constant excitation level:

$$I_{e^+} / I_{e^-}$$

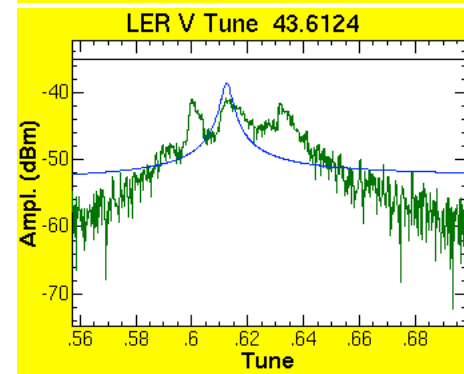
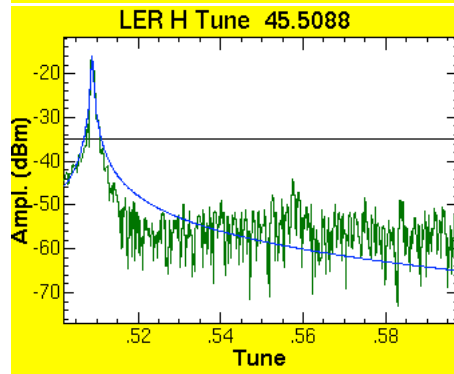
0.84/0.38mA

$$\xi_q^+ \approx \xi_q^-$$



0.81/0.58mA

$$\xi_q^+ > \xi_q^-$$



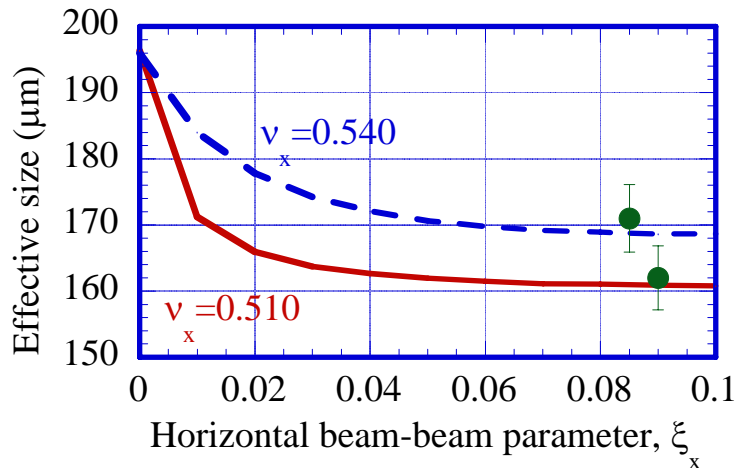
Results:

- Spectra are getting broader and have larger tune spread as increasing the beam-beam parameter.
- The vertical *H*-mode splits into two peaks.

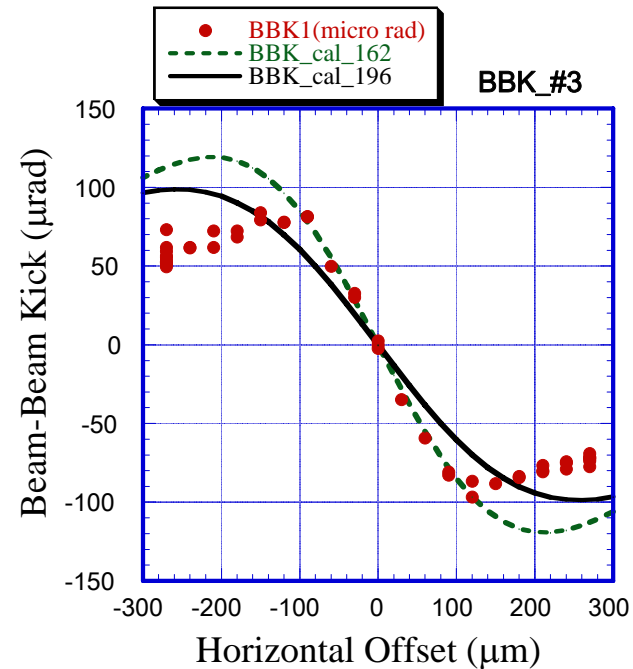
Horizontal Beam Size at IP

Estimated horizontal size from beam-beam kick measurement

<Beam Size>



<Beam-Beam Kick>



Result:

- Measured size around the center agrees with an expectation.
- However, the kick data deviates from a Gaussian in the peripheral region.

Summary

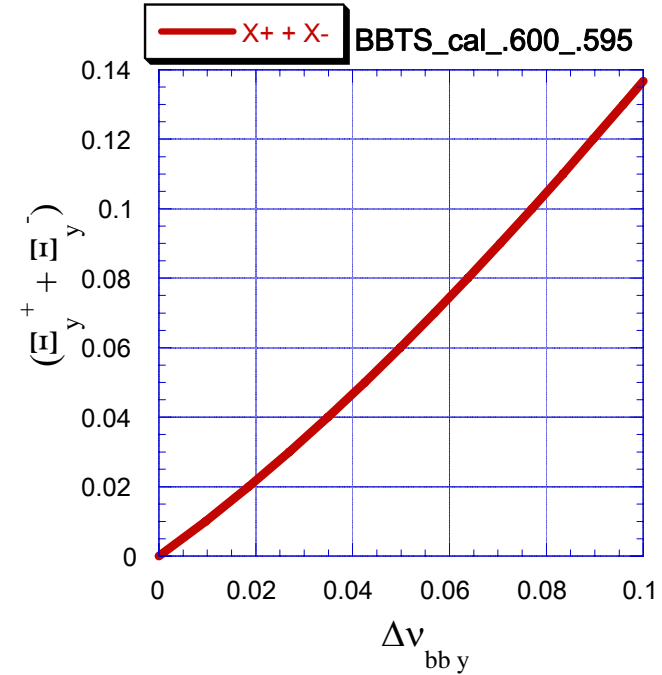
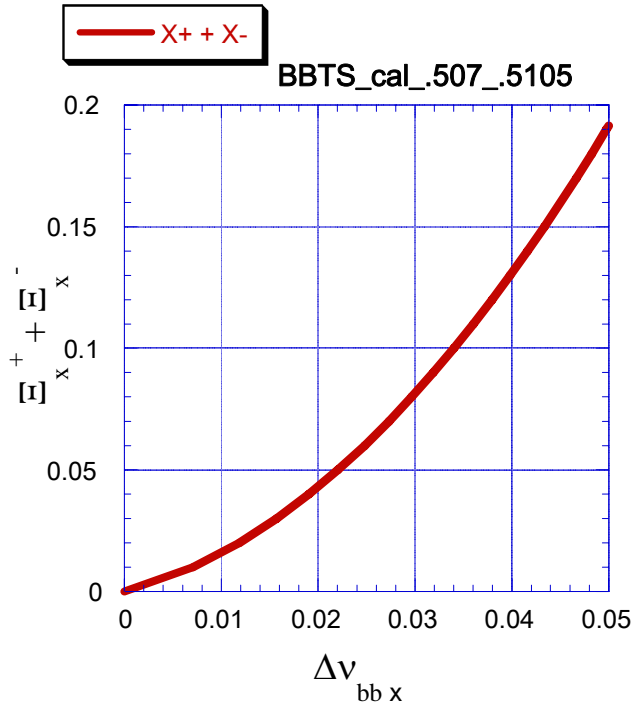
- Because of the nonlinear beam-beam force, the coherent tune shift is obtained from the maximum tune shift (edge) not from a peak in the spectrum.
 - Much difference between the peak and the edge.
- The estimated parameter, $\Xi_y^+ + \Xi_y^-$, from the coherent tune shift is consistent with the parameter, ξ_y , from the luminosity monitor.
- The ξ_y is saturated with around 0.05, at a low bunch current of 0.14 mA², the beam-beam limit. The current product is about 0.5 mA² in usual operations.
 - The results suggest decrease in specific luminosity with increase in bunch current.
- The ξ_x is not saturated above 0.1.
- The ξ_x is higher than expectation, predicts smaller emittance than natural.
 - Decrease in horizontal emittance would increase vertical emittance and reduce the luminosity.
 - The emittance reduction is inconsistent with the dynamic effect.
- Tune spectra widen as increasing the ξ_q .
- The horizontal profile deviates from a Gaussian in the peripheral region.
 - These results might be related to lifetime limitation.



Thank you for your attention!

Relation between Coherent Tune Shift and Beam-Beam Parameter

Extra



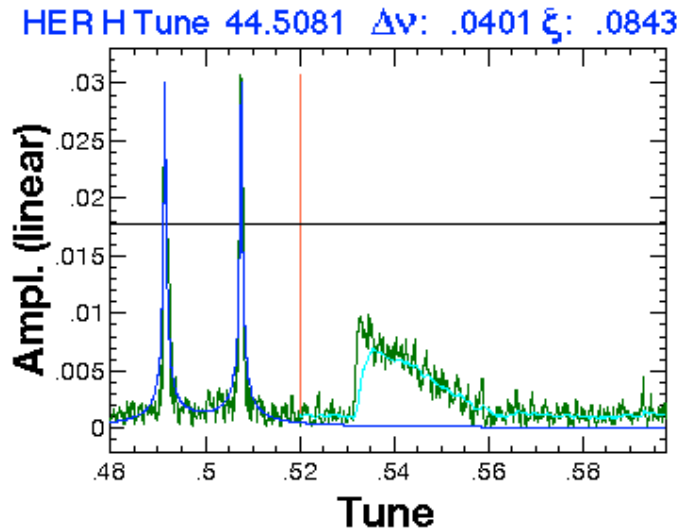
$$\bar{\xi}_x = \Xi_x^+ + \Xi_x^- = \frac{\kappa(v_0^+, v_0^-)}{Y_x} \Delta v_{bb_x}$$

$$\bar{\xi}_y = \Xi_y^+ + \Xi_y^- = \frac{\kappa(v_0^+, v_0^-)}{Y_y} \Delta v_{bb_y}$$

Example: $\Delta v_{bb_x} = 0.04$ $Y_x = 1.31$ $\rightarrow \xi_x = 0.08$

$\Delta v_{bb_y} = 0.06$ $Y_y = 1.23$ $\rightarrow \xi_y = 0.058$

How to determine Tune Shift and Beam-beam Parameter



$$\bar{\xi}_x = \Xi_x^+ + \Xi_x^- = \frac{\kappa(v_0^+, v_0^-)}{Y_x} \Delta v_{bb_x}$$

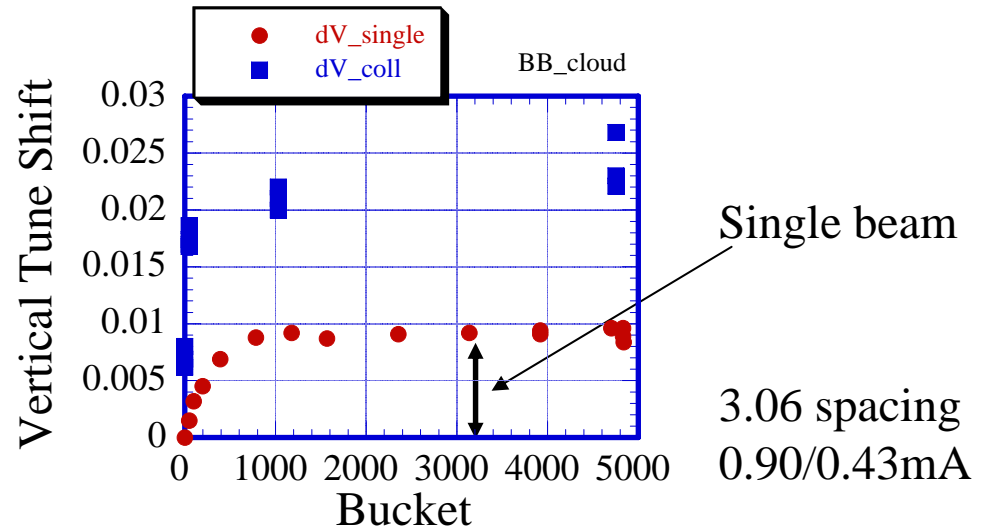
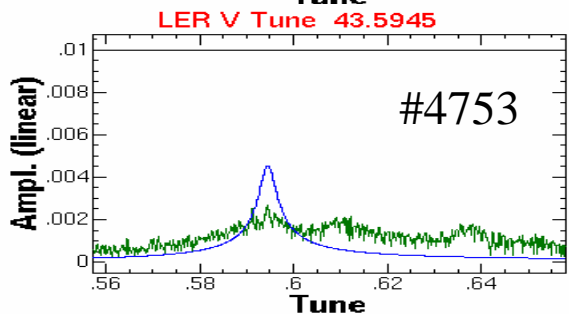
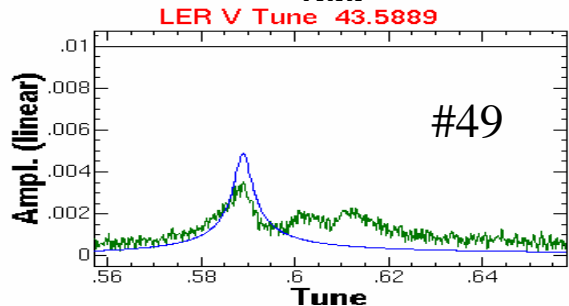
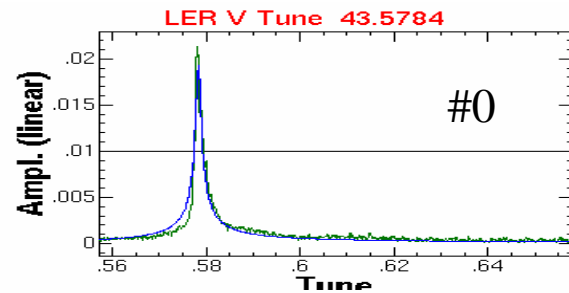
$$\bar{\xi}_y = \Xi_y^+ + \Xi_y^- = \frac{\kappa(v_0^+, v_0^-)}{Y_y} \Delta v_{bb_y}$$

Example: $\Delta v_{bb_x} = 0.04$ $Y_x = 1.31$ $\rightarrow \xi_x = 0.08$ $\Delta v_{bb_y} = 0.06$ $Y_y = 1.23$ $\rightarrow \xi_y = 0.058$

Tune Spectra along Bunch Train

Pilot LER; .5058/.5816 HER; 0.5109/.5896 LER V#0; 0.5715: single beam

< Spectra along Train >



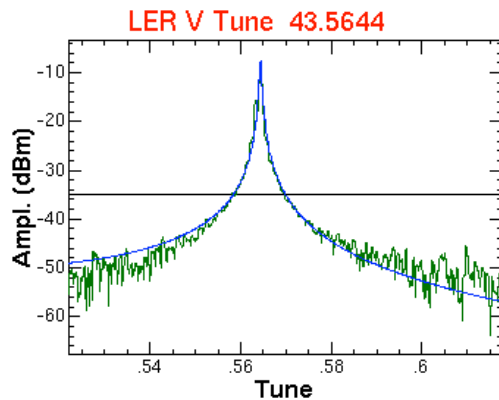
Result:

- Synergic effect of beam-beam and electron cloud!
- Spectrum changes, but, specific luminosity did not show a significant variation.

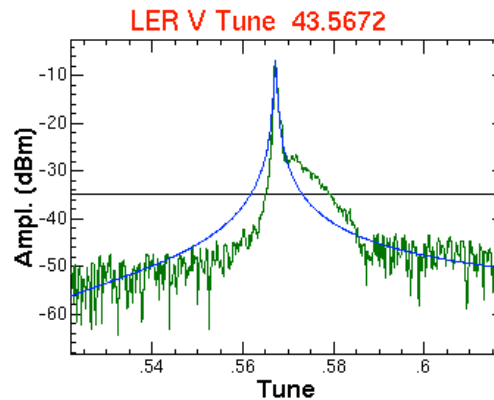
Intensity-Dependent Spectrum under Crossing Collision

While increasing **electron bunch (opposite beam)** intensity, we observed a change of the spectrum of **a positron bunch (own beam)** with a constant excitation level:

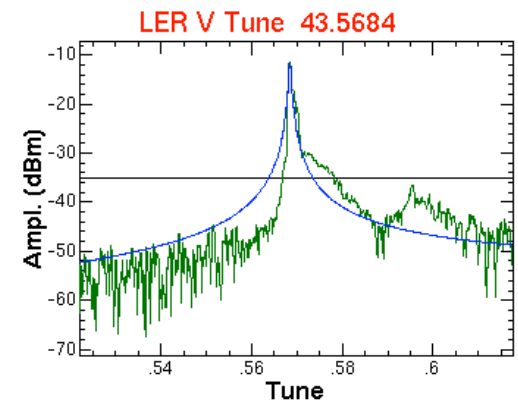
I_{e^+} / I_{e^-} 0.45/0.00mA



0.45/0.36mA



0.45/0.58mA



Result:

- Spectrum is getting broader as increasing intensity of opposite beam.
- The beam-beam mode splits into two peaks.
- The 0-mode spectrum damps and the π -mode slightly grows.
- After that, we observed a short lifetime of the own beam.