



Beam Property Management at SuperKEKB 7-GeV Injector Linac

**Kazuro Furukawa, Naoko Iida, Takuya Kamitani,
Shingo Kazama, Takako Miura, Fusashi Miyahara,
Yukiyoshi Ohnishi, Masanori Satoh, Tsuyoshi Suwada,
Kazue Yokoyama**

KEK, Japan

<kazuro.furukawa@kek.jp>



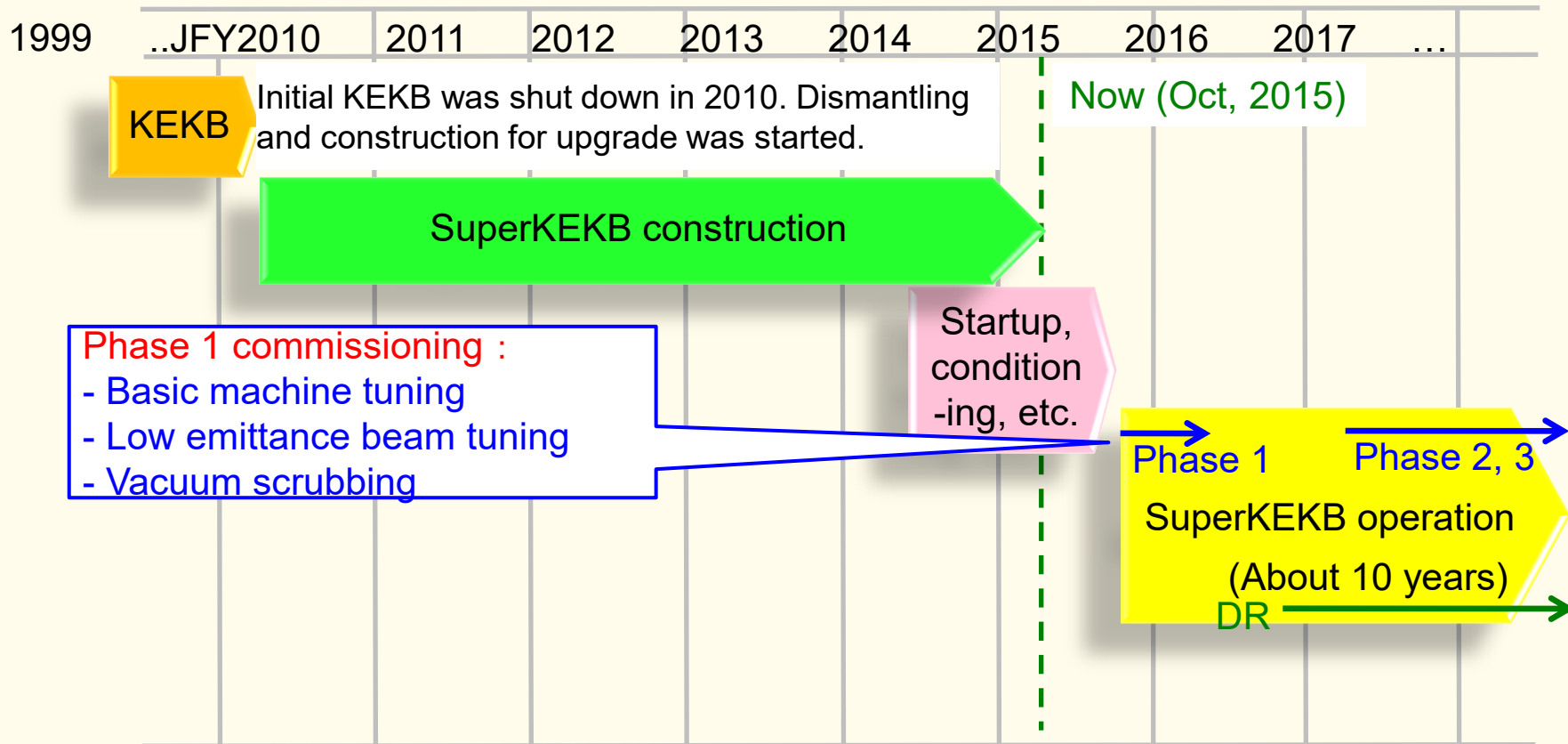
- ◆ **Overview**
- ◆ **Linac**
- ◆ **Challenges**
- ◆ **Device property management**
- ◆ **Beam property management**
- ◆ **Conclusion**



Linac Upgrade



SuperKEKB Schedule



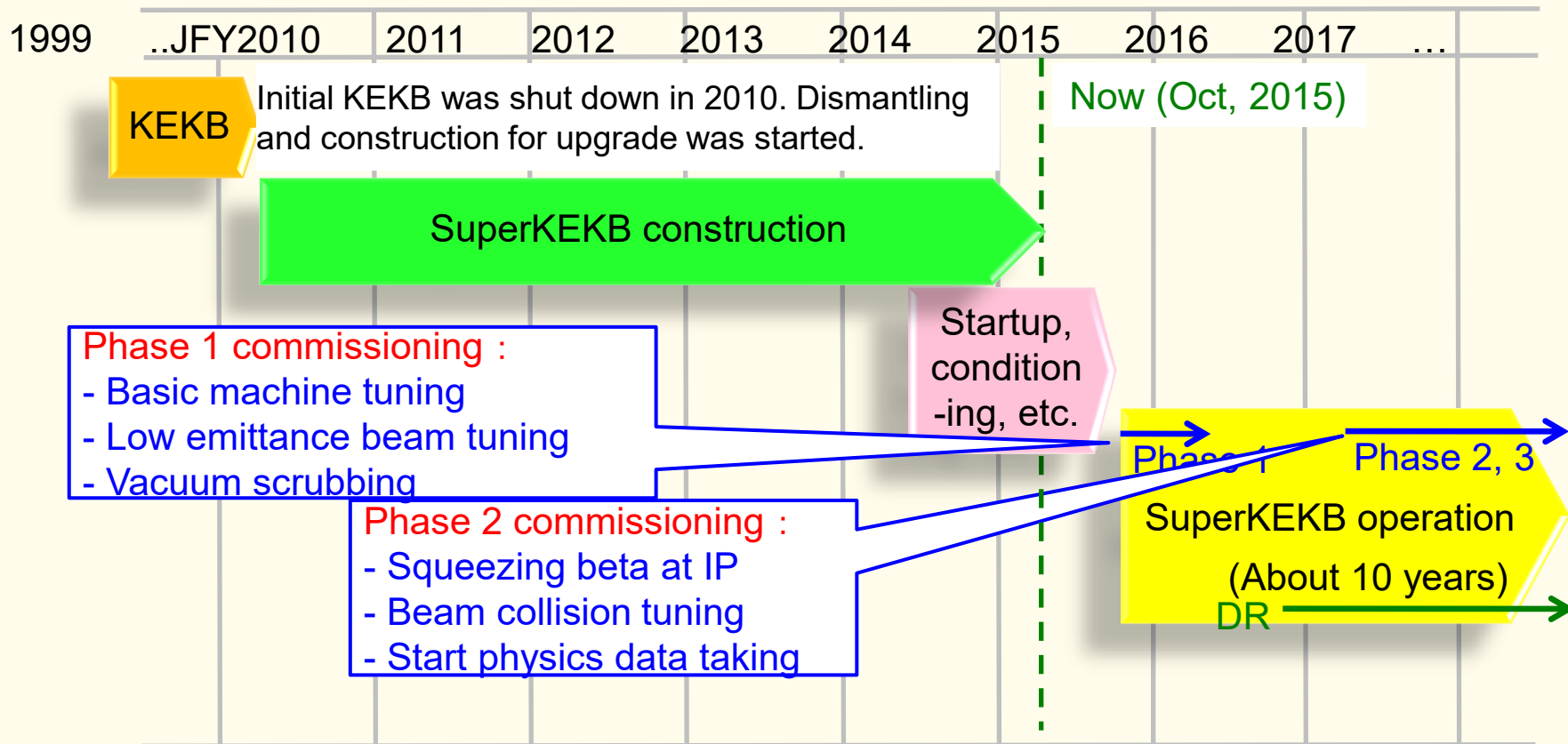
- Phase 1 commissioning :**
- Basic machine tuning
 - Low emittance beam tuning
 - Vacuum scrubbing

Startup, condition-ing, etc.

Phase 1 Phase 2, 3
 SuperKEKB operation
 (About 10 years)
 DR

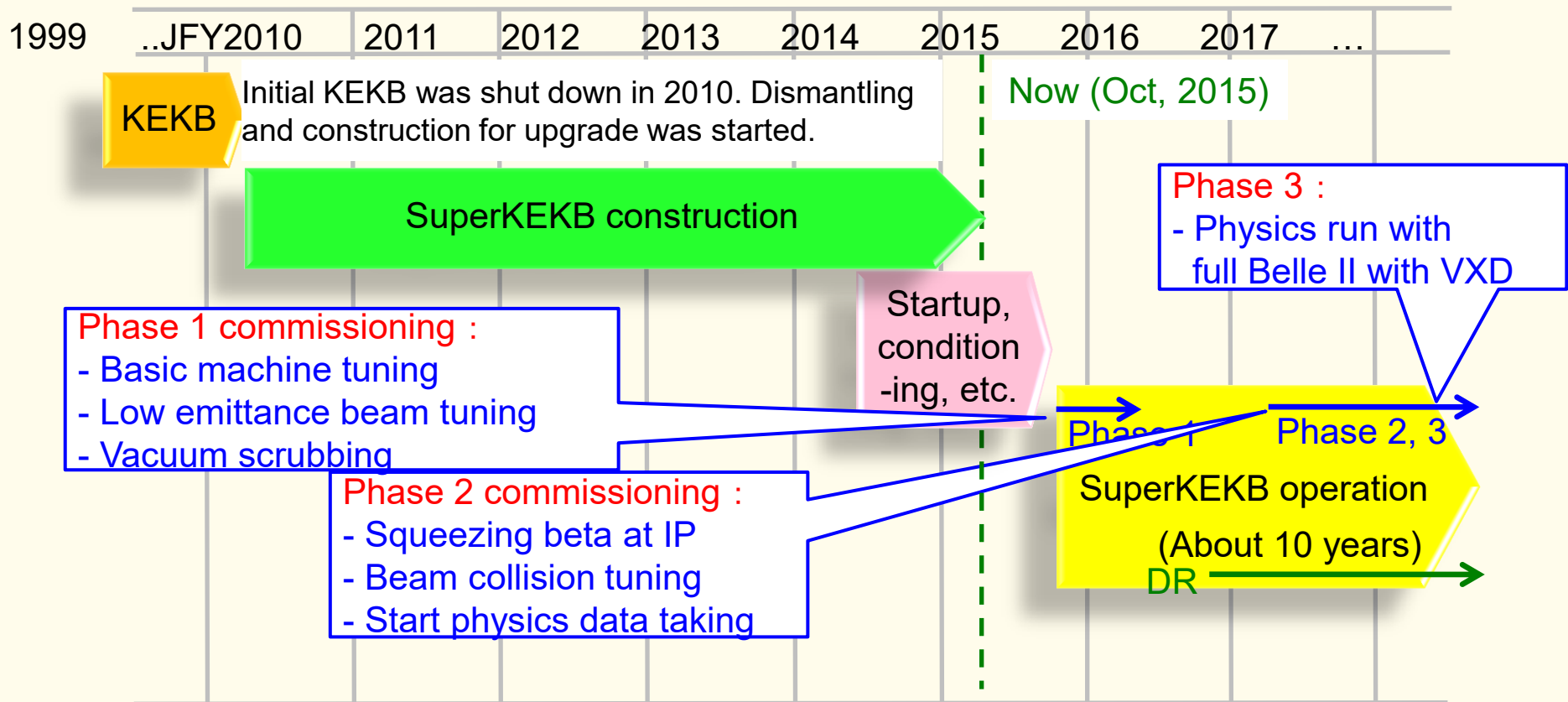


SuperKEKB Schedule



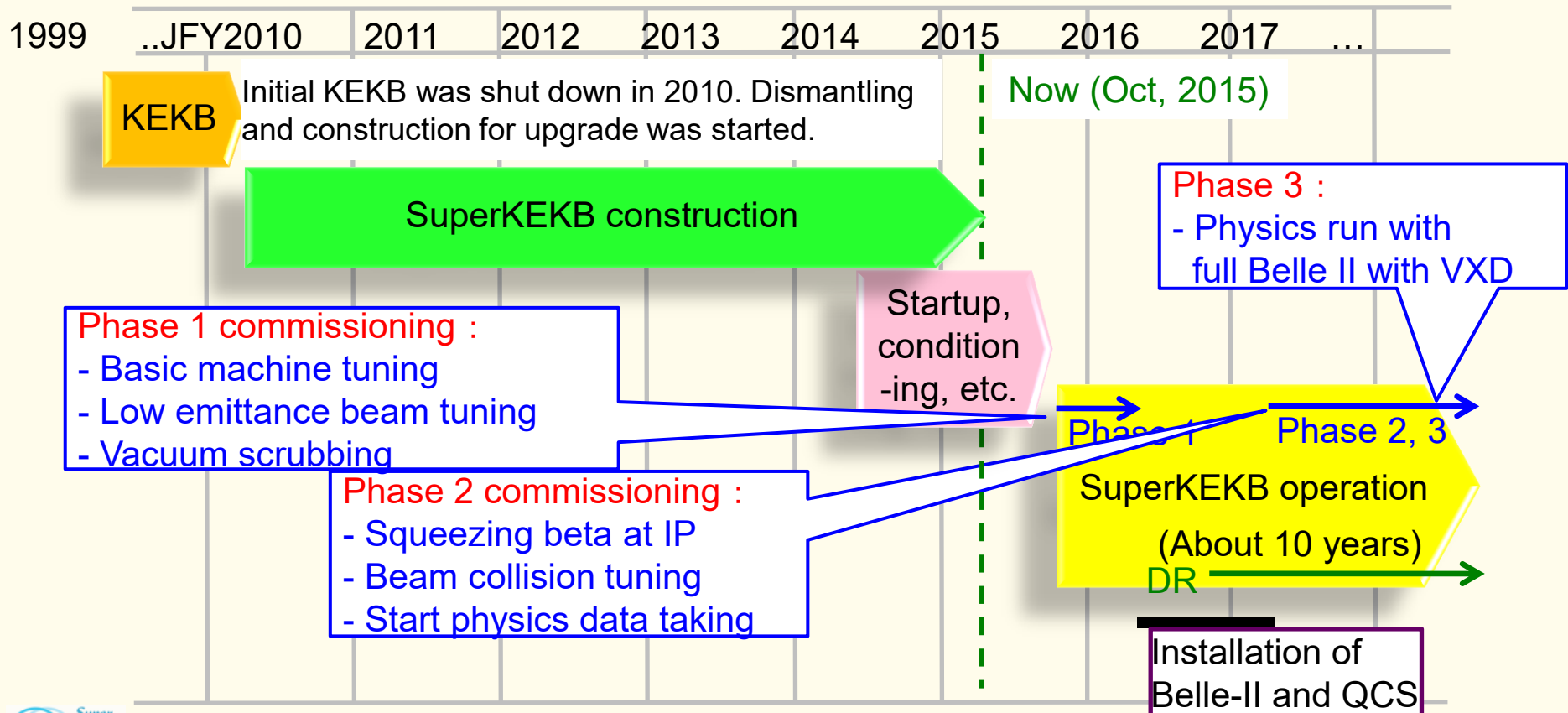


SuperKEKB Schedule



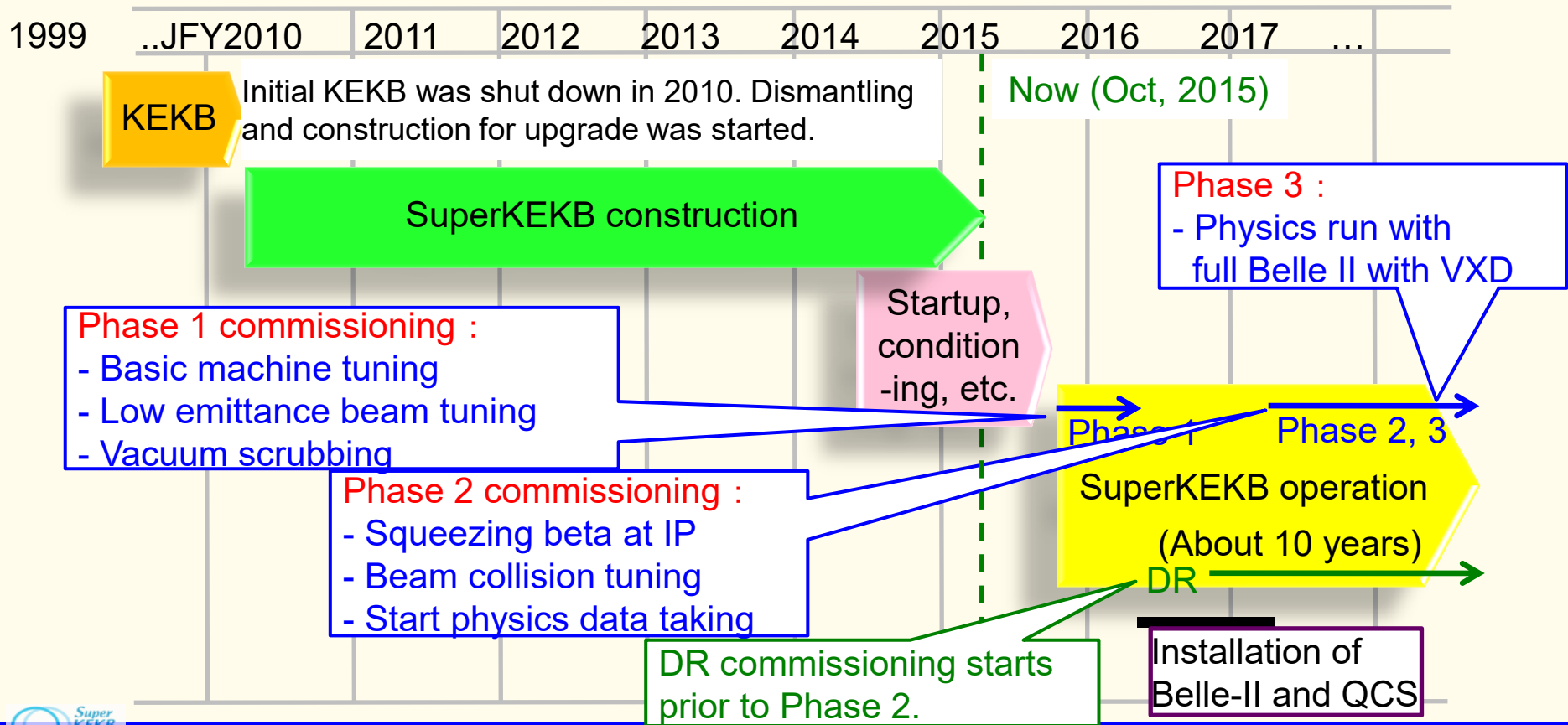


SuperKEKB Schedule





SuperKEKB Schedule





Initial KEKB Operation Improvements, base of SuperKEKB

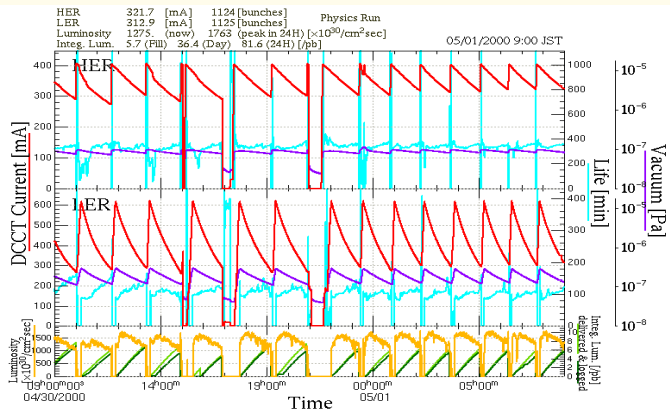
Belle/KEK

red: beam current (e-, e+)
violet: vacuum (e-, e+)
yellow: luminosity
green: integrated luminosity



Initial KEKB Operation Improvements, base of SuperKEKB

Belle/KEK

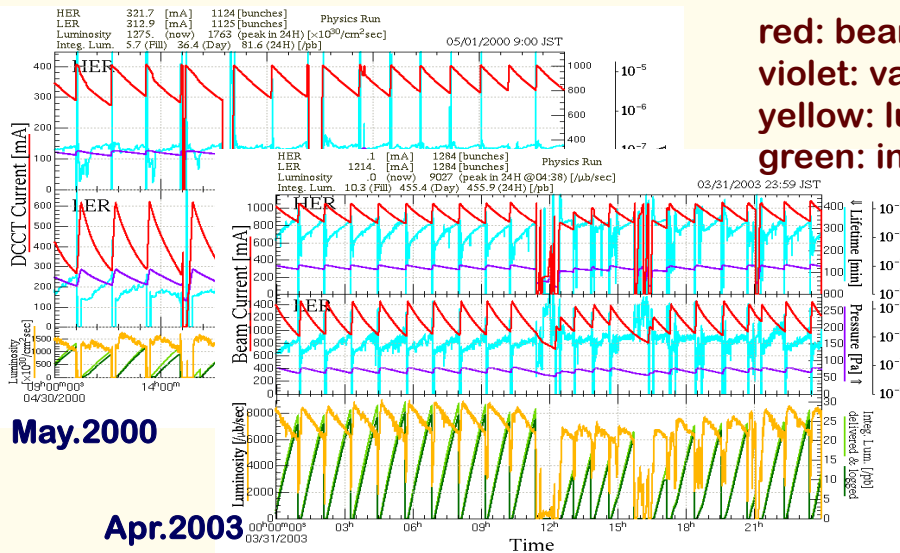


red: beam current (e-, e+)
 violet: vacuum (e-, e+)
 yellow: luminosity
 green: integrated luminosity

May.2000

Initial KEKB Operation Improvements, base of SuperKEKB

Belle/KEK



red: beam current (e-, e+)
violet: vacuum (e-, e+)
yellow: luminosity
green: integrated luminosity

May.2000

Apr.2003

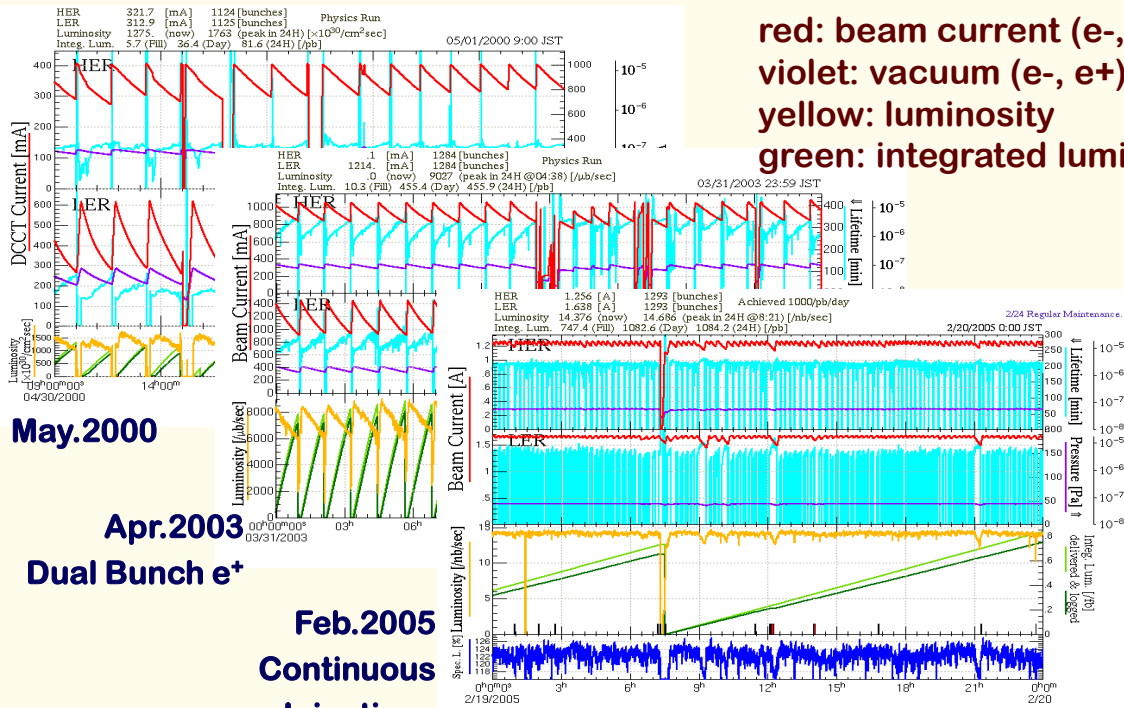
Dual Bunch e⁺



Initial KEKB Operation Improvements, base of SuperKEKB

Belle/KEK

red: beam current (e-, e+)
 violet: vacuum (e-, e+)
 yellow: luminosity
 green: integrated luminosity



May.2000

Apr.2003

Dual Bunch e⁺

Feb.2005

Continuous Injections

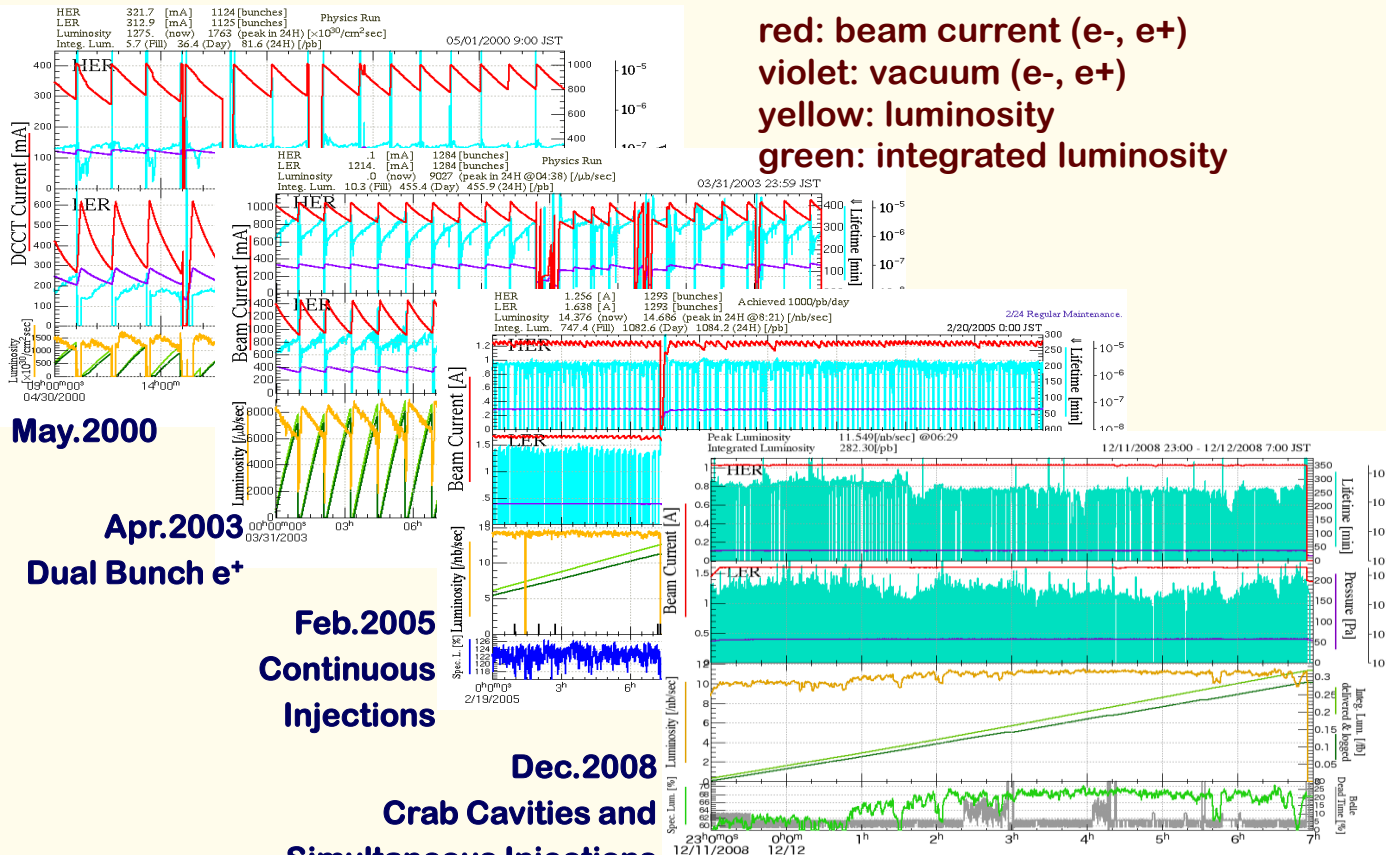




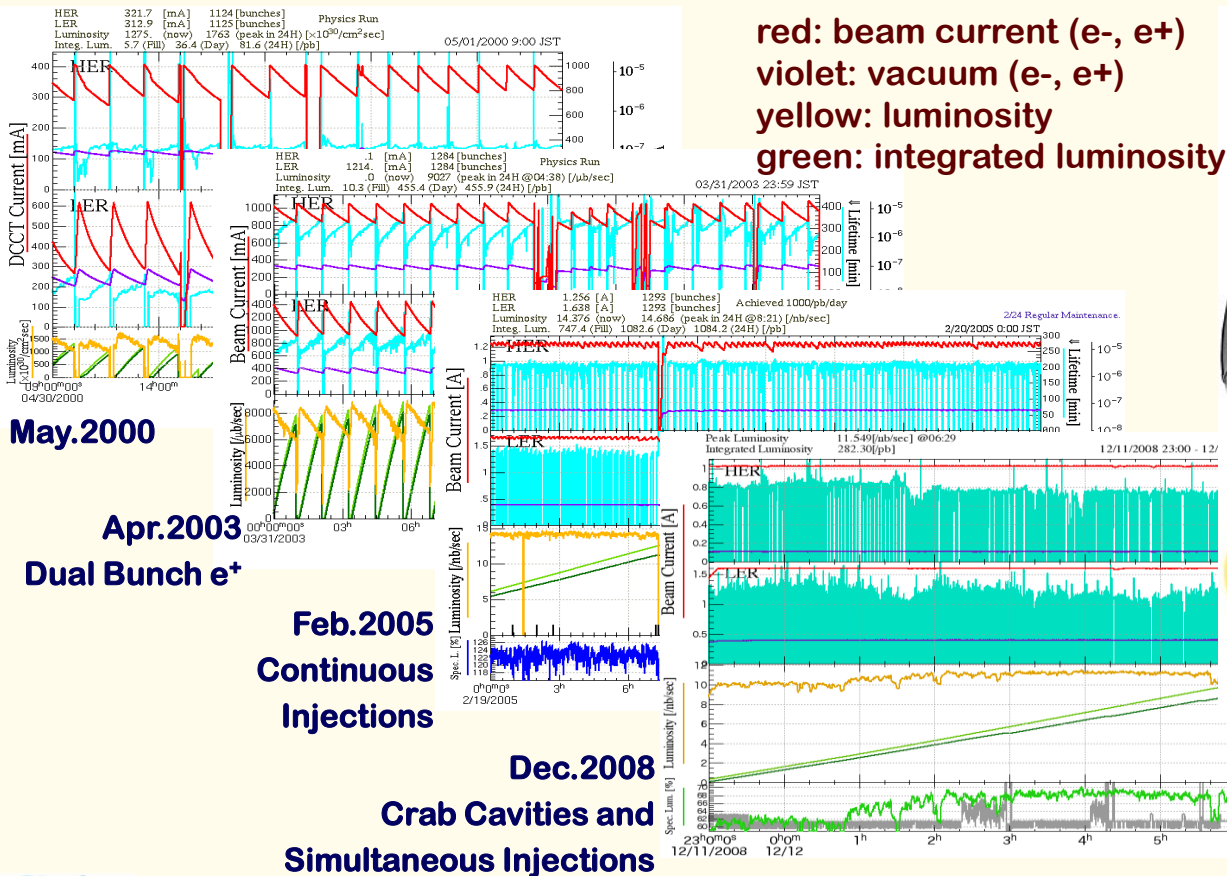
Initial KEKB Operation Improvements, base of SuperKEKB

Belle/KEK


red: beam current (e-, e+)
 violet: vacuum (e-, e+)
 yellow: luminosity
 green: integrated luminosity



Initial KEKB Operation Improvements, base of SuperKEKB



red: beam current (e-, e+)
violet: vacuum (e-, e+)
yellow: luminosity
green: integrated luminosity



Belle/KEK

©2008 STUDIO R

Still world highest Luminosity



Mission of electron/positron Injector in SuperKEKB

◆ 40-times higher Luminosity for insight on the flavor structure of elementary particles

❖ 20-times higher collision rate with nano-beam scheme

✧ → Low-emittance even at first turn

✧ → Shorter storage lifetime

❖ Twice larger storage beam

→ Low-emittance beam from Linac

→ Higher Linac beam current

→ Higher beam current at Linac

◆ Linac challenges

❖ Low emittance e-

✧ with high-charge RF-gun

❖ Low emittance e+

✧ with damping ring

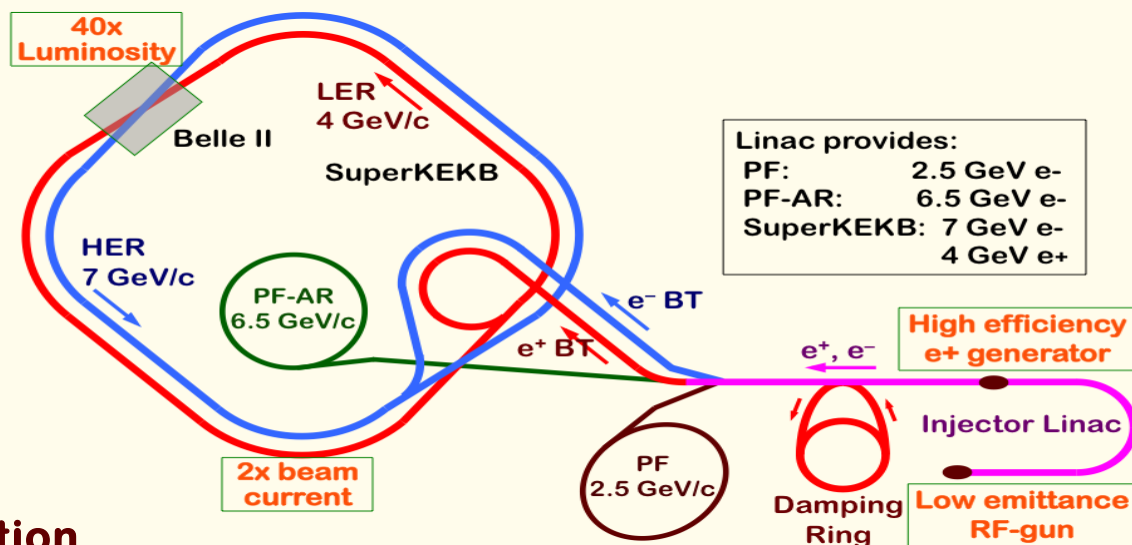
❖ Higher e+ beam current

✧ with new capture section design

❖ Emittance preservation

✧ with precise beam controls

❖ 4+1 ring simultaneous injection



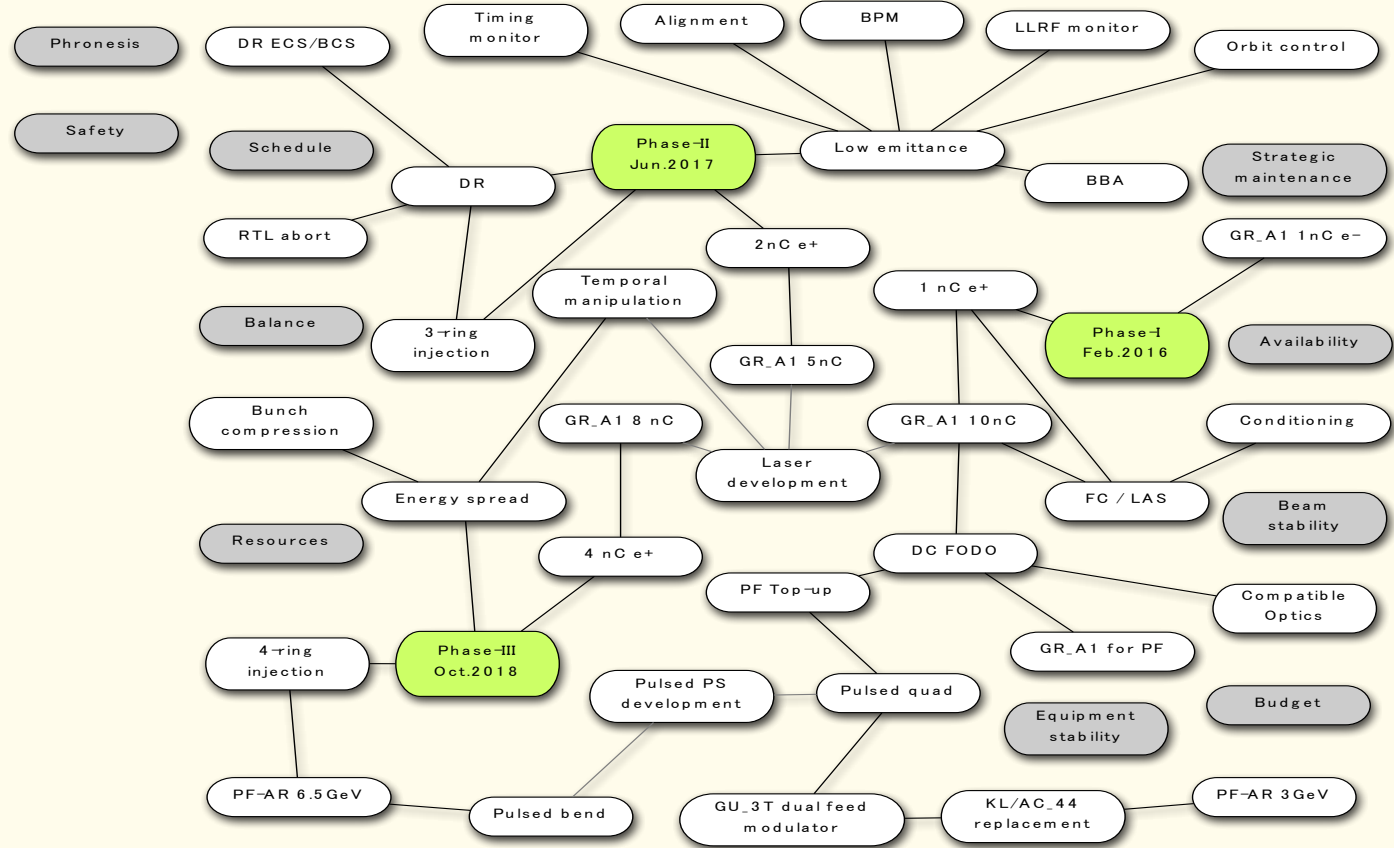


Designed Beam Properties

| | SuperKEKB | (initial) KEKB |
|------------------------------|--------------------------------------|--------------------------|
| HER (e-) Energy (GeV) | 7.0 | 8.0 |
| LER (e+) Energy (GeV) | 4.0 | 3.5 |
| HER(e-) stored current (A) | 2.6 | 1.1 |
| LER(e-) stored current (A) | 3.6 | 1.6 |
| HER/LER beam lifetime (min.) | 6 | ~200 |
| Pulse repetition(max) (Hz) | 50 | 50 |
| Bunch per pulse | 2 | 2 |
| Emittance (mm·mrad) | 20 | 100~1000 |
| Beam charge (nC) | 5 | 1 |
| Energy spread (%) | 0.1 | 0.125 |
| Damping ring | for LER (e+) | n/a |
| Simultaneous Top-up | 4 rings (SuperKEKB e-/e+, PF, PF-AR) | 3 rings (KEKB e-/e+, PF) |

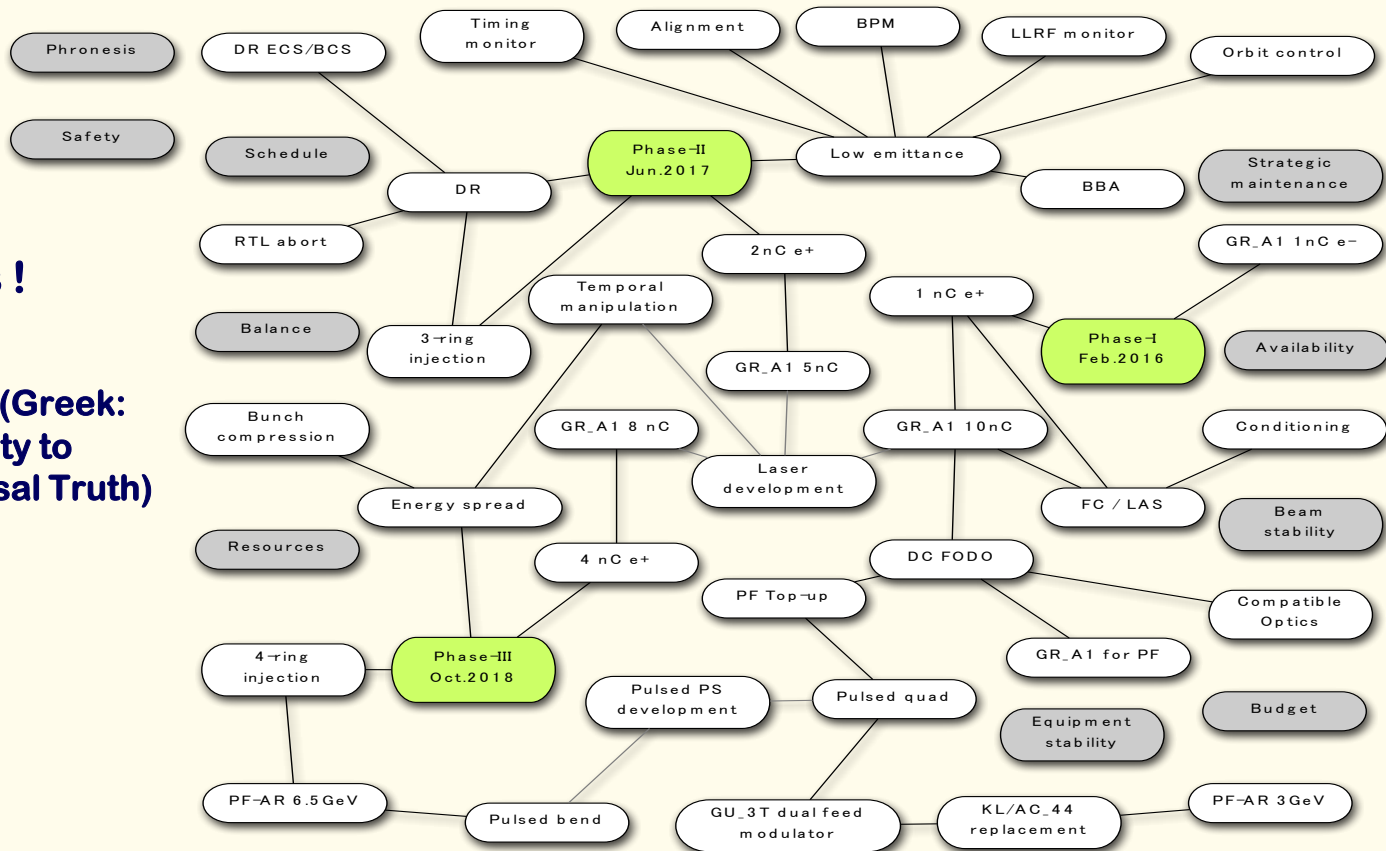


Subjects to Consider





Subjects to Consider



◆ Too many subjects !

◆ Phronesis needed (Greek: Practical wisdom, Ability to understand the Universal Truth)



Linac Upgrade Progress towards SuperKEKB (1)

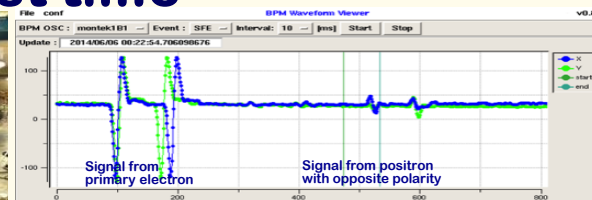

◆ High-charge low-emittance RF gun development

- ❖ QTWSC cavity and Ir₅Ce photo cathode works well



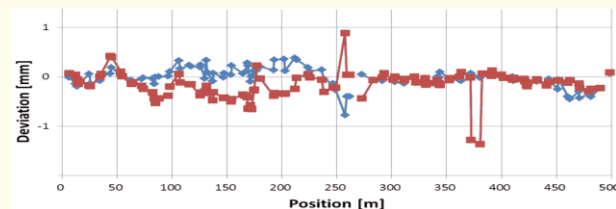
◆ Positron generation confirmation for the first time

- ❖ Good agreement with the simulation results



◆ Precise alignment for emittance preservation

- ❖ Recovering after earthquake
- ❖ Reaching specification of 0.3mm



◆ Utility upgrade during summer 2014


- ❖ for electricity (+1.5MW) and cooling water (+1400L/min)






Linac Upgrade Progress towards SuperKEKB (2)

- ◆ **High power modulator upgrades**
- ◆ **Low-level RF controls/monitor**
 - ❖ Pulse-to-pulse modulation (PPM) between 4+1 rings
 - ❖ More spaces for increased number of devices
- ◆ **Beam instrumentation**
 - ❖ Large/small aperture beam position monitors (BPM)
 - ❖ Precise/fast and synchronized BPM readout system
 - ❖ Wire scanners and beam loss monitors
 - ❖ Streak cameras
 - ❖ (Deflectors, etc.)
- ◆ **Event timing control system**
 - ❖ Combination of MRF and SINAP modules
 - ❖ Essential for PPM operation
 - ❖ Precise timing & synchronized controls
 - ❖ Bucket selection at DR and MR



SINAP event modules




Beam wire scanner



Recent Works in Progress

#15 region



Iron shield

More shields for Phase-III

#A1 region



Thermionic gun

RF gun

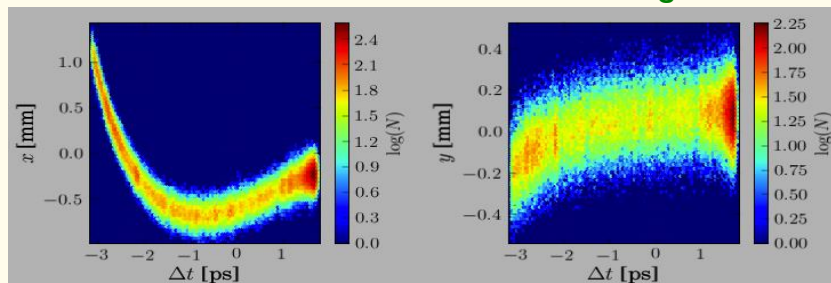
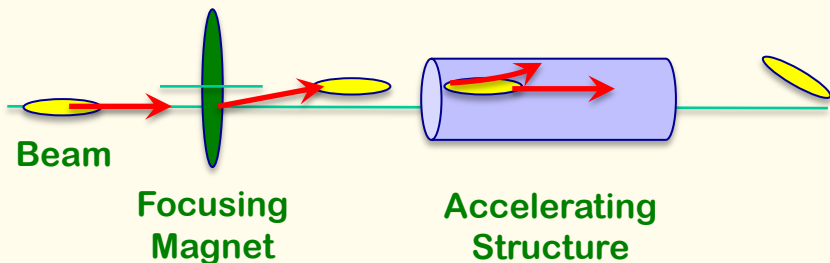


Device/Beam Property Management Challenges



Emittance Preservation and Alignment

- ◆ If Device is off center of the beam
 - ❖ Focusing magnet (quad) kicks the beam bunch
 - ❖ Accelerating structure (cavity) excites wakefield, to bend the beam tail
- ◆ Distorted bunch in banana shape
 - ❖ Projected emittance dilution or blow-up, even 100 times larger
 - ✧ Depending on the beam optics and the beam charge
- ◆ Alignment and orbit correction is crucial to preserve the emittance



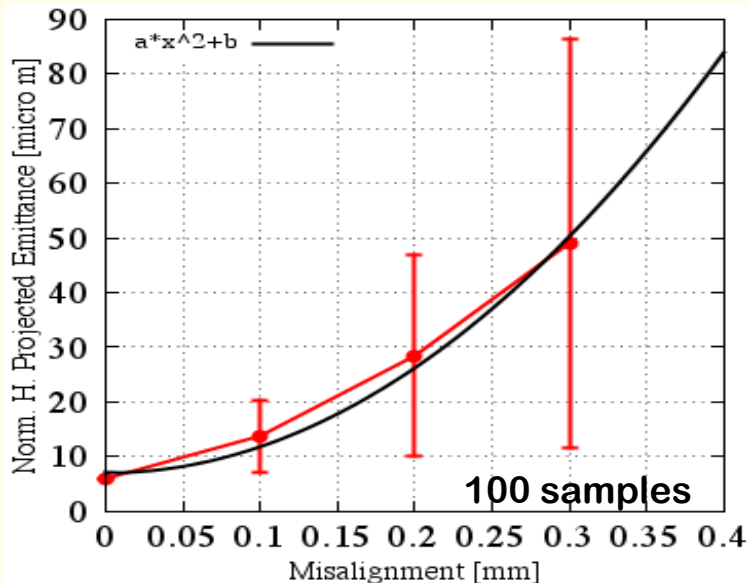
Transverse beam distribution in time direction



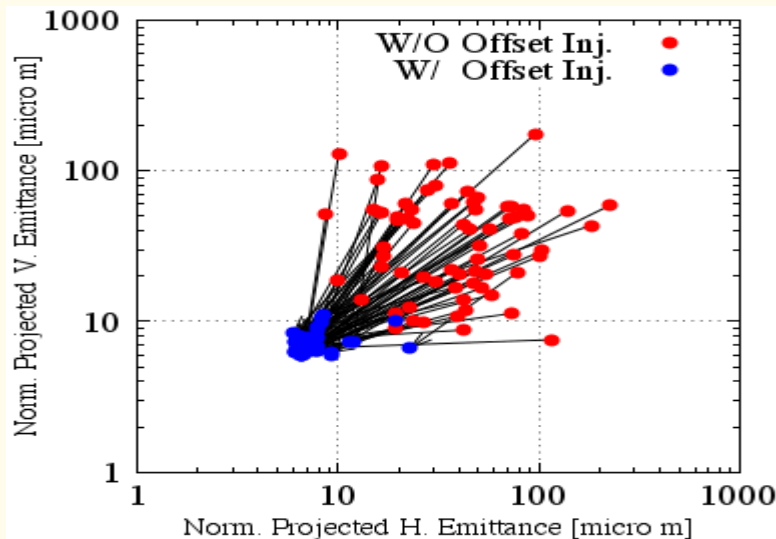
Emittance Preservation

- ◆ Initial offset controls should solve the issue
- ◆ Orbit have to be maintained precisely
- ◆ Mis-alignment should be $<0.1\text{mm}$ locally, $<0.3\text{mm}$ globally

Mis-alignment leads to Emittance blow-up



Orbit manipulation compensates it



Sugimoto et al.



SuperKEKB Controls

◆ Inherit Good part of KEKB Controls

❖ EPICS

✧ Robust basis, Software design efforts

❖ Scripting languages

✧ SADscripts, Python, ... → Bright new idea to be realized in a day

◆ EPICS Channel Access (CA) Everywhere

❖ Embed EPICS control software (IOC) everywhere possible

❖ Reduce efforts on protocol design, testing, etc.

◆ Dual Tier: Another layer in addition to EPICS/CA

❖ Event control system helps EPICS with another channel

❖ Additional functionality, synchronization and speed

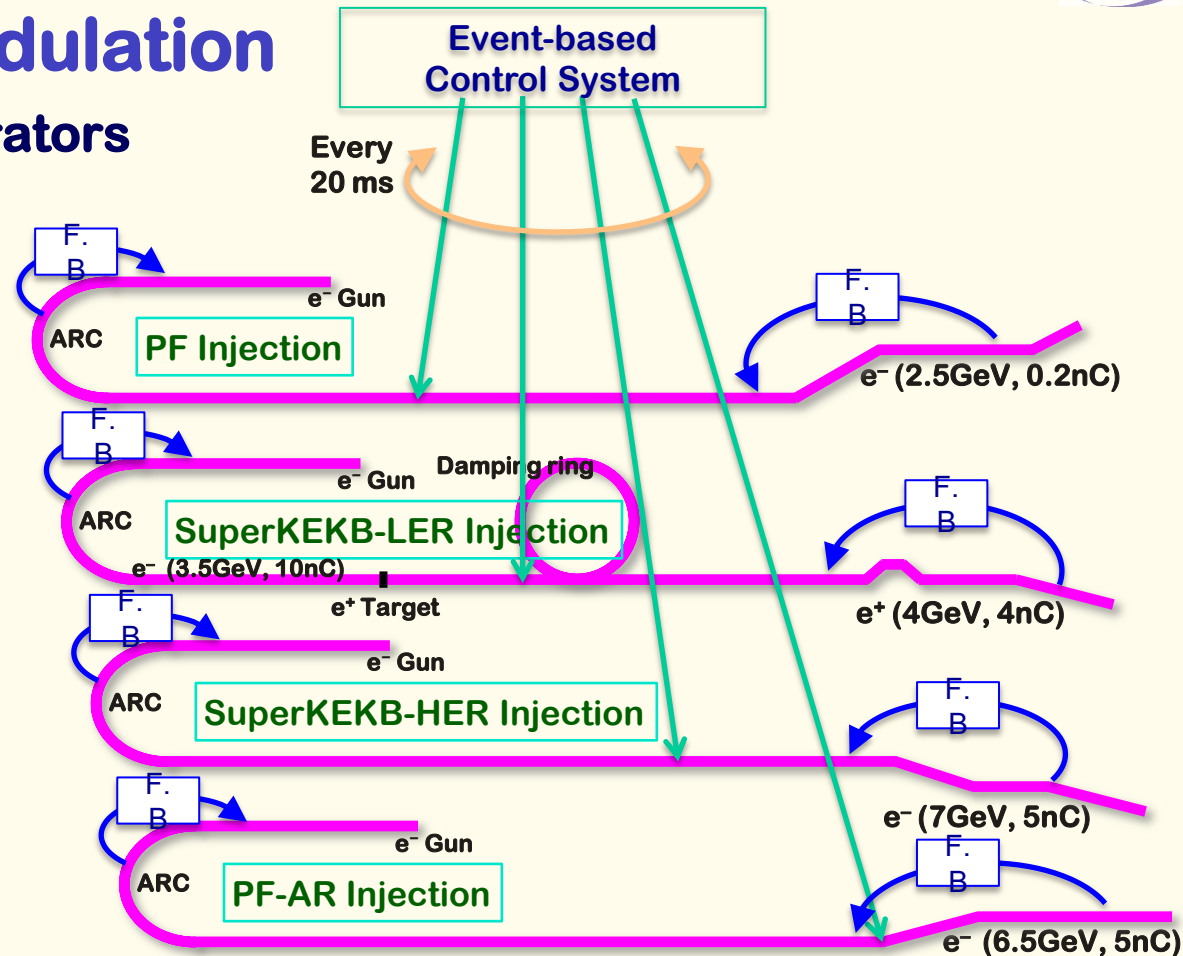


Pulse-to-pulse modulation

◆ Four PPM virtual accelerators for SuperKEKB project

based on
Dual-tier controls with
EPICS and event-system

Independent parameter sets
for each VA (20ms separate)
>200 parameters
for equipment controls
many more
for beam controls





Controls for Beam Property

◆ Beam property management

Equipment property management

Calibration, Conversion, Local-closed-loop

Beam controls

Position/Orbit, Charge, Energy, Emittance

Beam/Equip. instrumentation statistics

Online simulation

Collection of qualified databases

Tight group collaborations

Polishing algorithms, databases

Daily operational meetings

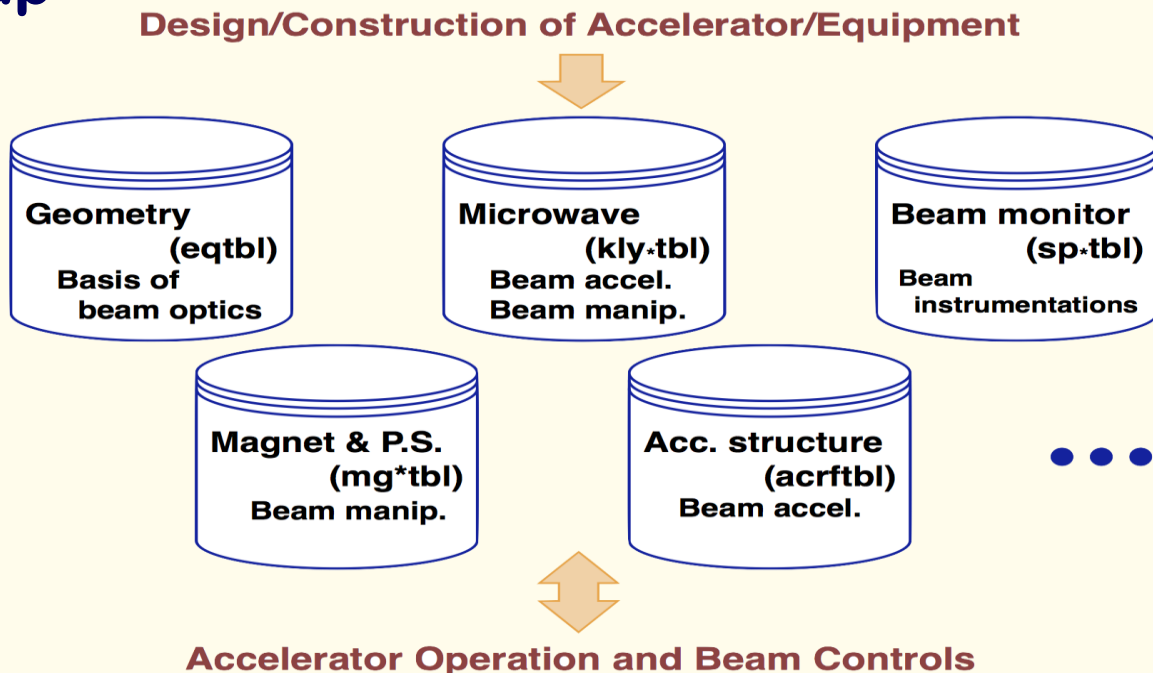
Supervisory operational software

Protection systems



Database

- ◆ Collection of databases defines the accelerator machine
- ◆ Each equipment group is responsible for its database
- ◆ Controls group is responsible for database to be applied in operation





Database (example)

◆ Magnets and power supplies

❖ beamline geometry (eqtbl)

✧ including mechanical and effective length

❖ hardware static information (mgtbl)

❖ magnetic field excitation characteristics (mgbtbl)

✧ polynomial function of degree up to nine at linac

◆ Newton's method for inverse function

◆ many other definitions are used in the ring for precision

◆ current starts from zero, or starts from maximum

❖ correction factors by beam operation (mgbftbl)

✧ data analysis using online simulation code



Beam Feedback Loops

- ◆ **Equipment has inherent instabilities caused by many sources**
 - ❖ At the beginning of the KEKB project, we had to install many feedback loops for beam energy, orbit, charge, etc.
 - ❖ Simple PID (mostly Proportional and Integral), with limits
 - ❖ Scripts for prototypes, then ePID on IOCs

- ◆ **SuperKEKB with demanding beam specification may require further considerations**
 - ❖ Emittance preservation
 - ❖ PPM virtual accelerator (VA) handling

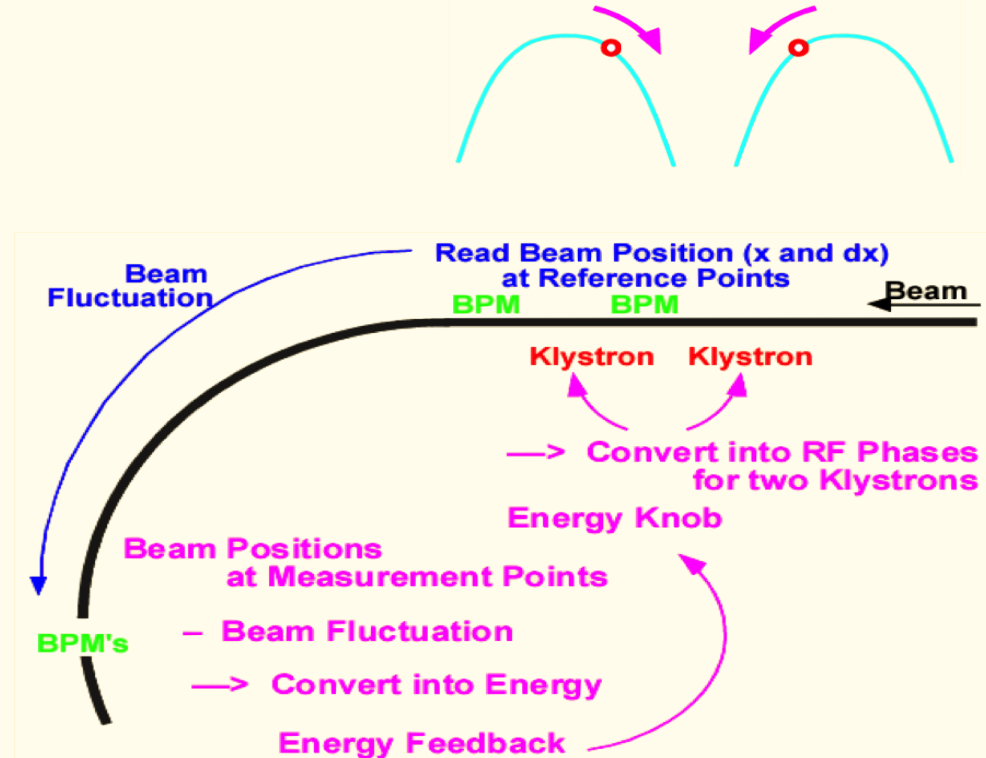
- ◆ **Simulation VA should help organizing the loops**



Energy Stabilization

◆ Energy instability was sometimes found

- ❖ Closed feedback loops were formed
- ❖ Beam positions were measured where dispersion function is large
- ❖ RF phases at adjacent stations were changed
- ❖ Loop parameters were beam mode dependent
- ❖ Energy spread feedback using multi-electrode monitor was also implemented





Energy management

- ◆ **Beam at the end of linac is dependent on ...**
 - ❖ maximum possible energy by accelerating structure
 - ❖ LLRF/beam crest tracking
 - ❖ energy spread minimization condition by LLRF
 - ❖ vacuum, discharge, power-supply statistical conditions
 - ✧ reviewed daily to protect equipment
- ◆ **Energy profile along linac affects ...**
 - ❖ overall beam optics conditions
 - ❖ emittance, stability, ...



Emittance management

◆ Beam emittance is dependent on ...

- ❖ equipment alignment, 0.3mm for 500m, 0.1mm for 10m
 - ✧ alignment drift should be monitored
- ❖ initial orbit to cancel beam profile distortion
- ❖ beam energy profile along linac should be kept
- ❖ beam position monitors for orbit-drift feedback loops
- ❖ PPM operation between very different energies and charges
- ❖ balance between fast/pulsed magnets and static magnets
- ❖ continuous database improvement
- ❖ algorithm should be polished



Implementations

◆ Database

- ❖ Initial: Text-based database is read by memory-resident dynamic hash database used by middle-layer controls, with peripheral management
- ❖ PPM virtual machines are separated using P.V. naming conventions
- ❖ Proper separation of database and algorithms is important for improvement
- ❖ Goal: Reasonable database management with more components into lower-layer controls (in EPICS IOC)

◆ Operational software

- ❖ SADscript environment will handle most of beam optimizations
- ❖ Well-designed interface would be provided through channel access

◆ Needs balance between stability/performance and rapid-prototyping as the machine usage would change daily

- ❖ should be investigated in the commissioning phases I, II and III



Summary

- ◆ **Beam property management will face another level of challenges**
- ◆ **Will start with qualified schemes that was confirmed in initial KEKB**
- ◆ **Will make progressive improvements up to Phase-III and so on**
- ◆ **Database content quality and separation from algorithm is important**
- ◆ **Well-designed interface is provided**
- ◆ **Algorithms for now are in scripts for present performance requirement**
- ◆ **Will balance between final beam quality and progressive operation**
- ◆ **Will select optimized route depending on available resources**
- ◆ **With some Phronesis we may enjoy coming beam commissioning**

